







## Heavy duty for intensive use in a wide range of applications

The MC 6 FA boast an ergonomic and robust design, new industrial NA6 pump and optimal service concept.

- NA6 4 ceramic piston pump with 80 C inlet temp
- Tough and sturdy design with 30mm steel frame
- Optimal storage and transport with foldable handle and easy lifting points
- High mobility with large rear wheels and front castor wheel
- Easy accessibility to pump, optimal service concept
- Ergonomic accessory concept
- Flow activated control system
- Low pump oil safety function










The MC 6 FA range of cold water pressure washers finally brings together an unbeatable working life and durability, high cleaning performance and optimal ergonomics for the most demanding of heavy dutycleaning tasksfor industry, agriculture, shipping, transport sector and food industry.

• Standard equipment

| Included accessories   | Ref. no.  | Min. required | MC 6P-250/1100 FA 400/3/50 EU | MC 6P-250/1100 FAXT 400/3/50 EU | MC 6P-180/1300 FA 400/3/50 EU |
|--|-----------|---------------|-------------------------------|---------------------------------|-------------------------------|
| <b>Ergo System Coupling and Adapter</b>  |           |               |                               |                                 |                               |
|  ERGO COUPLING KIT                          | 101119496 | 1             | •                             | •                               | •                             |
| <b>High Pressure Female Coupling</b>   |           |               |                               |                                 |                               |
|  HOSE NOZZLE 20R3/4                       | 61369     | 1             | •                             | •                               | •                             |
|  QUICK COUPLING 3/4 W/GASKET              | 1602945   | 1             |                               |                                 |                               |
| <b>High Pressure Hose, DN8</b>   |           |               |                               |                                 |                               |
|  HOSE DN8 1 WIRE 15M W.ERGO FEMALE COUPL. | 301001100 | 0             |                               |                                 |                               |
| <b>High Pressure Hose, DN10</b>  |           |               |                               |                                 |                               |
|  HOSE DN10 10 M 2W 3/8X3/8 INCH           | 6101766   | 1             | •                             |                                 | •                             |
|  HP HOSE DN10 150DEG L15000mm             | 1402064   | 1             |                               | •                               |                               |
| <b>Non Blacking High Pressure Hose, DN10</b>   |           |               |                               |                                 |                               |





Heavy duty for intensive use in a wide range of applications








|  | Included accessories                     | Ref. no.  | Min. required | MC 6P-250/1100 FA 400/3/50 EU | MC 6P-250/1100 FAXT 400/3/50 EU | MC 6P-180/1300 FA 400/3/50 EU |
|--|--|-----------|---------------|-------------------------------|---------------------------------|-------------------------------|
|   | HOSE DN10 10 M 2W 3/8X3/8 GRAU-FOOD      | 6101767   | 1             |                               |                                 |                               |
| <b>Hose Reel</b>   |  |           |               |                               |                                 |                               |
|   | HOSE REEL COMPLETE                       | 106403143 | 1             |                               | •                               |                               |
| <b>Spray Gun</b>   |  |           |               |                               |                                 |                               |
|    | ERGO 2000 STANDARD W. HOSE SWIVEL        | 106403122 | 1             | •                             | •                               | •                             |
|    | SPRAY HANDLE W. SWIVEL LOCK              | 106402190 | 1             |                               |                                 |                               |
| <b>Tornado Lance</b>   |  |           |               |                               |                                 |                               |
|  | TORNADO PLUS 1120 BEND W/O NOZZLE        | 106403010 | 1             | •                             | •                               | •                             |
| <b>TurboHammer Lance</b>   |  |           |               |                               |                                 |                               |
|  | TURBOHAMMER PLUS 1125 STRAIGHT W11 0550  | 106402292 | 0             |                               |                                 |                               |
|  | TURBOHAMMER PLUS 1125 STRAIGHT W11 0500  | 106402291 | 1             |                               | •                               |                               |
|  | TURBOHAMMER PLUS 1125 STRAIGHT W11 0700  | 106402294 | 1             |                               |                                 |                               |
|  | TURBOHAMMER PLUS 1130 STR./NOZ. W11 1000 | 106403078 | 1             |                               |                                 |                               |
| <b>Tornado Nozzle with Indication Ring</b>   |  |           |               |                               |                                 |                               |
|  | NOZZLE 0500 INDICATION RING YELLOW       | 101119741 | 0             |                               |                                 |                               |
|  | NOZZLE 0550 INDICATION RING NEONGREEN    | 101119743 | 0             |                               |                                 |                               |
|  | NOZZLE 0700 INDICATION RING ORANGE       | 101119748 | 1             |                               |                                 | •                             |
|  | NOZZLE 1300 - INDICATION RING BROWN      | 101119760 | 1             |                               |                                 |                               |



Heavy duty for intensive use in a wide range of applications









| Included accessories   | Ref. no.  | Min. required | MC 6P-250/1100 FA 400/3/50 EU | MC 6P-250/1100 FAXT 400/3/50 EU | MC 6P-180/1300 FA 400/3/50 EU |
|--|-----------|---------------|-------------------------------|---------------------------------|-------------------------------|
|  TORNADO NOZZLE 0475           | 301150005 | 0             | •                             | •                               |                               |
|  TORNADO NOZZLE 0950 DARK ROSE | 101117655 | 1             |                               |                                 |                               |

• Standard equipment

| Included accessories   | Ref. no.  | Min. required | MC 6P-180/1300 FA 220-440/3/60 EXPT | MC 6P-170/1600 FA 400/3/50 EU | MC 6P-180/1300 FAXT 400/3/50 EU |
|--|-----------|---------------|-------------------------------------|-------------------------------|---------------------------------|
| <b>Ergo System Coupling and Adapter</b>  |           |               |                                     |                               |                                 |
|  ERGO COUPLING KIT                          | 101119496 | 1             | •                                   | •                             | •                               |
| <b>High Pressure Female Coupling</b>   |           |               |                                     |                               |                                 |
|  HOSE NOZZLE 20R3/4                       | 61369     | 1             | •                                   | •                             | •                               |
|  QUICK COUPLING 3/4 W/GASKET              | 1602945   | 1             |                                     |                               |                                 |
| <b>High Pressure Hose, DN8</b>   |           |               |                                     |                               |                                 |
|  HOSE DN8 1 WIRE 15M W.ERGO FEMALE COUPL. | 301001100 | 0             |                                     |                               |                                 |
| <b>High Pressure Hose, DN10</b>  |           |               |                                     |                               |                                 |
|  HOSE DN10 10 M 2W 3/8X3/8 INCH            | 6101766   | 1             | •                                   | •                             |                                 |
|  HP HOSE DN10 150DEG L15000mm             | 1402064   | 1             |                                     |                               | •                               |
| <b>Non Blacking High Pressure Hose, DN10</b>   |           |               |                                     |                               |                                 |
|  HOSE DN10 10 M 2W 3/8X3/8 GRAU-FOOD      | 6101767   | 1             |                                     |                               |                                 |





Heavy duty for intensive use in a wide range of applications








| Included accessories   | Ref. no.  | Min. required | MC 6P-180/1300<br>FA 220-440/3/60<br>EXPT | MC 6P-170/1600<br>FA 400/3/50<br>EU | MC 6P-180/1300<br>FAXT 400/3/50<br>EU |
|--|-----------|---------------|---|-------------------------------------|---------------------------------------|
| <b>Hose Reel</b>   |           |               |   |                                     |                                       |
|  HOSE REEL COMPLETE                     | 106403143 | 1             |   |                                     | •                                     |
| <b>Spray Gun</b>   |           |               |   |                                     |                                       |
|  ERGO 2000 STANDARD W. HOSE SWIVEL       | 106403122 | 1             | •   | •                                   | •                                     |
|  SPRAY HANDLE W. SWIVEL LOCK             | 106402190 | 1             |   |                                     |                                       |
| <b>Tornado Lance</b>   |           |               |   |                                     |                                       |
|  TORNADO PLUS 1120 BEND W/O NOZZLE      | 106403010 | 1             | •   | •                                   | •                                     |
| <b>TurboHammer Lance</b>   |           |               |   |                                     |                                       |
| TURBOHAMMER PLUS 1125 STRAIGHT W11 0550  | 106402292 | 0             |   |                                     |                                       |
| TURBOHAMMER PLUS 1125 STRAIGHT W11 0500  | 106402291 | 1             |   |                                     |                                       |
| TURBOHAMMER PLUS 1125 STRAIGHT W11 0700  | 106402294 | 1             |   |                                     | •                                     |
| TURBOHAMMER PLUS 1130 STR./NOZ. W11 1000   | 106403078 | 1             |   |                                     |                                       |
| <b>Tornado Nozzle with Indication Ring</b>   |           |               |   |                                     |                                       |
|  NOZZLE 0500 INDICATION RING YELLOW    | 101119741 | 0             |   |                                     |                                       |
|  NOZZLE 0550 INDICATION RING NEONGREEN | 101119743 | 0             |   |                                     |                                       |
|  NOZZLE 0700 INDICATION RING ORANGE    | 101119748 | 1             | •   |                                     | •                                     |
|  NOZZLE 1300 - INDICATION RING BROWN   | 101119760 | 1             |   |                                     |                                       |



Heavy duty for intensive use in a wide range of applications










| Included accessories   | Ref. no.  | Min. required | MC 6P-180/1300 FA 220-440/3/60 EXPT | MC 6P-170/1600 FA 400/3/50 EU | MC 6P-180/1300 FAXT 400/3/50 EU |
|--|-----------|---------------|-------------------------------------|-------------------------------|---------------------------------|
|  TORNADO NOZZLE 0475           | 301150005 | 0             |                                     |                               |                                 |
|  TORNADO NOZZLE 0950 DARK ROSE | 101117655 | 1             |                                     | •                             |                                 |

• Standard equipment

| Included accessories   | Ref. no.  | Min. required | MC 6P-170/1600 FAXT 400/3/50 EU | MC 6P-100/1600 FFA 400/3/50 EU |
|--|-----------|---------------|---------------------------------|--------------------------------|
| <b>Ergo System Coupling and Adapter</b>  |           |               |                                 |                                |
|  ERGO COUPLING KIT                          | 101119496 | 1             | •                               | •                              |
| <b>High Pressure Female Coupling</b>   |           |               |                                 |                                |
|  HOSE NOZZLE 20R3/4                       | 61369     | 1             | •                               | •                              |
|  QUICK COUPLING 3/4 W/GASKET              | 1602945   | 1             |                                 |                                |
| <b>High Pressure Hose, DN8</b>   |           |               |                                 |                                |
|  HOSE DN8 1 WIRE 15M W.ERGO FEMALE COUPL. | 301001100 | 0             |                                 |                                |
| <b>High Pressure Hose, DN10</b>  |           |               |                                 |                                |
|  HOSE DN10 10 M 2W 3/8X3/8 INCH            | 6101766   | 1             |                                 |                                |
|  HP HOSE DN10 150DEG L15000mm             | 1402064   | 1             | •                               |                                |
| <b>Non Blacking High Pressure Hose, DN10</b>   |           |               |                                 |                                |
|  HOSE DN10 10 M 2W 3/8X3/8 GRAU-FOOD      | 6101767   | 1             |                                 | •                              |




Heavy duty for intensive use in a wide range of applications

| Included accessories   |  | Ref. no.  | Min. required | MC 6P-170/1600 FAXT 400/3/50 EU | MC 6P-100/1600 FFA 400/3/50 EU |
|--|--|-----------|---------------|---------------------------------|--------------------------------|
| <b>Hose Reel</b>   |  |           |               |                                 |                                |
|   | HOSE REEL COMPLETE                       | 106403143 | 1             | •                               |                                |
| <b>Spray Gun</b>   |  |           |               |                                 |                                |
|    | ERGO 2000 STANDARD W. HOSE SWIVEL        | 106403122 | 1             |                                 | •                              |
|    | SPRAY HANDLE W. SWIVEL LOCK              | 106402190 | 1             | •                               |                                |
| <b>Tornado Lance</b>   |  |           |               |                                 |                                |
|    | TORNADO PLUS 1120 BEND W/O NOZZLE        | 106403010 | 1             | •                               | •                              |
| <b>TurboHammer Lance</b>   |  |           |               |                                 |                                |
|  | TURBOHAMMER PLUS 1125 STRAIGHT W11 0550  | 106402292 | 0             |                                 |                                |
|  | TURBOHAMMER PLUS 1125 STRAIGHT W11 0500  | 106402291 | 1             |                                 |                                |
|  | TURBOHAMMER PLUS 1125 STRAIGHT W11 0700  | 106402294 | 1             |                                 |                                |
|  | TURBOHAMMER PLUS 1130 STR./NOZ. W11 1000 | 106403078 | 1             | •                               |                                |
| <b>Tornado Nozzle with Indication Ring</b>   |  |           |               |                                 |                                |
|  | NOZZLE 0500 INDICATION RING YELLOW       | 101119741 | 0             |                                 |                                |
|  | NOZZLE 0550 INDICATION RING NEONGREEN    | 101119743 | 0             |                                 |                                |
|  | NOZZLE 0700 INDICATION RING ORANGE       | 101119748 | 1             |                                 |                                |
|  | NOZZLE 1300 - INDICATION RING BROWN      | 101119760 | 1             |                                 | •                              |
|  | TORNADO NOZZLE 0475                      | 301150005 | 0             |                                 |                                |



Heavy duty for intensive use in a wide range of applications

| Included accessories   | Ref. no.  | Min. required | MC 6P-170/1600 FAXT 400/3/50 EU | MC 6P-100/1600 FFA 400/3/50 EU |
|--|-----------|---------------|---------------------------------|--------------------------------|
|  TORNADO NOZZLE 0950 DARK ROSE | 101117655 | 1             | •                               |                                |

| Model    | MC 6P-250/1100 FA 400/3/50 EU | MC 6P-250/1100 FAXT 400/3/50 EU | MC 6P-180/1300 FA 400/3/50 EU |
|----------|-------------------------------|---------------------------------|-------------------------------|
| Ref. no. | 107146751                     | 107146758                       | 107146752                     |

PRODUCT FEATURES

|                                |   |   |   |
|--------------------------------|---|---|---|
| Detergent tank                 | • | • | • |
| Stainless steel frame          |   |   |   |
| Three phase                    | • | • | • |
| Hose reel                      |   | • |   |
| Robust steel chassis and frame | • | • | • |
| Food industry wheels and hose  |   |   |   |
| Pump oil warning system        | • | • | • |
| Big wheels and convenient grip | • | • | • |
| Parking brake                  | • | • | • |
| Adjustable handle              | • | • | • |
| Lance and spray gun storage    | • | • | • |
| Cable storage                  | • | • | • |
| Ceramic pistons                | • | • | • |
| Flow-activated control system  | • | • | • |
| NA6 - 4 ceramic piston pump    | • | • | • |
| Delayed automatic start stop   | • | • | • |
| 2 x detergent injector         | • | • | • |

| Model    | MC 6P-180/1300 FA 220-440/3/60 EXPT | MC 6P-170/1600 FA 400/3/50 EU | MC 6P-180/1300 FAXT 400/3/50 EU |
|----------|-------------------------------------|-------------------------------|---------------------------------|
| Ref. no. | 107146754                           | 107146755                     | 107146759                       |

PRODUCT FEATURES

|                                |   |   |   |
|--------------------------------|---|---|---|
| Detergent tank                 | • | • | • |
| Stainless steel frame          |   |   |   |
| Three phase                    | • | • | • |
| Hose reel                      |   |   | • |
| Robust steel chassis and frame | • | • | • |
| Food industry wheels and hose  |   |   |   |
| Pump oil warning system        | • | • | • |



Heavy duty for intensive use in a wide range of applications

| Model    | MC 6P-180/1300 FA<br>220-440/3/60 EXPT | MC 6P-170/1600 FA<br>400/3/50 EU | MC 6P-180/1300<br>FAXT 400/3/50 EU |
|----------|--|----------------------------------|------------------------------------|
| Ref. no. | 107146754                              | 107146755                        | 107146759                          |

PRODUCT FEATURES

|                                |   |   |   |
|--------------------------------|---|---|---|
| Big wheels and convenient grip |   | • | • |
| Parking brake                  | • | • | • |
| Adjustable handle              | • | • | • |
| Lance and spray gun storage    | • | • | • |
| Cable storage                  | • | • | • |
| Ceramic pistons                | • | • | • |
| Flow-activated control system  | • | • | • |
| NA6 - 4 ceramic piston pump    | • | • | • |
| Delayed automatic start stop   | • | • | • |
| 2 x detergent injector         | • | • | • |

| Model    | MC 6P-170/1600<br>FAXT 400/3/50 EU | MC 6P-100/1600<br>FFA 400/3/50 EU |
|----------|------------------------------------|-----------------------------------|
| Ref. no. | 107146761                          | 107146763                         |

PRODUCT FEATURES

|                                |   |   |
|--------------------------------|---|---|
| Detergent tank                 | • | • |
| Stainless steel frame          |   | • |
| Three phase                    | • | • |
| Hose reel                      | • |   |
| Robust steel chassis and frame | • | • |
| Food industry wheels and hose  |   | • |
| Pump oil warning system        | • | • |
| Big wheels and convenient grip | • | • |
| Parking brake                  | • | • |
| Adjustable handle              | • | • |
| Lance and spray gun storage    | • | • |
| Cable storage                  | • | • |
| Ceramic pistons                | • | • |
| Flow-activated control system  | • | • |
| NA6 - 4 ceramic piston pump    | • | • |
| Delayed automatic start stop   | • | • |
| 2 x detergent injector         | • | • |



## Heavy duty for intensive use in a wide range of applications

| Technical specifications                   | MC 6P-250/1100 FA<br>400/3/50 EU | MC 6P-250/1100<br>FAXT 400/3/50 EU | MC 6P-180/1300 FA<br>400/3/50 EU |
|--|----------------------------------|------------------------------------|----------------------------------|
| Pump pressure (bar/MPa)                    | 250/25                           | 250/25                             | 180/18                           |
| Cleaning impact (kg/force)                 | 6.4                              | 6.4                                | 6.5                              |
| Pump (RPM)                                 | 1450                             | 1450                               | 1450                             |
| Power consumption (kW)                     | 8.3                              | 8.8                                | 7.4                              |
| Voltage/phase/frequency/current (V/~/HZ/A) | 400/3/50/15                      | 400/3/50/15.5                      | 400/3/50/14.5                    |
| Water flow Qmax/Qieci (l/h)                | 1100/1010                        | 1100/1010                          | 1300/1200                        |
| El cable (m)                               | 8                                | 8                                  | 8                                |
| Nozzle size                                | .0475                            | .0475                              | .0700                            |
| Max inlet temperature (°C)                 | 80                               | 80                                 | 80                               |
| Ceramic pistons                            | 4                                | 4                                  | 4                                |
| Length x width x height (MM)               | 775x570x1020                     | 930x570x1020                       | 775x570x1020                     |
| Suction height dry (m)                     | 1                                | 1                                  | 1                                |
| Weight (KG)                                | 89                               | 96                                 | 86                               |

| Technical specifications                   | MC 6P-180/1300 FA<br>220-440/3/60 EXPT | MC 6P-170/1600 FA<br>400/3/50 EU | MC 6P-180/1300<br>FAXT 400/3/50 EU |
|--|--|----------------------------------|------------------------------------|
| Pump pressure (bar/MPa)                    | 180/18                                 | 170/17                           | 180/18                             |
| Cleaning impact (kg/force)                 | 6.5                                    | 7.9                              | 6.5                                |
| Pump (RPM)                                 | 1750                                   | 1450                             | 1450                               |
| Power consumption (kW)                     | 7.4                                    | 8.8                              | 7.7                                |
| Voltage/phase/frequency/current (V/~/HZ/A) | 220-440/3/60/27-14                     | 400/3/50/16                      | 400/3/50/14.5                      |
| Water flow Qmax/Qieci (l/h)                | 1300/1200                              | 1600/1500                        | 1300/1200                          |
| El cable (m)                               | 8                                      | 8                                | 8                                  |
| Nozzle size                                | .0700                                  | .0950                            | .0700                              |
| Max inlet temperature (°C)                 | 80                                     | 80                               | 80                                 |
| Ceramic pistons                            | 4                                      | 4                                | 4                                  |
| Length x width x height (MM)               | 775x570x1020                           | 775x570x1020                     | 930x570x1020                       |
| Suction height dry (m)                     | 1                                      | 1                                | 1                                  |
| Weight (KG)                                | 87                                     | 89                               | 93                                 |








| Technical specifications                   | MC 6P-170/1600<br>FAXT 400/3/50 EU | MC 6P-100/1600<br>FFA 400/3/50 EU |
|--|------------------------------------|-----------------------------------|
| Pump pressure (bar/MPa)                    | 170/17                             | 100/10                            |
| Cleaning impact (kg/force)                 | 7.9                                | 6.1                               |
| Pump (RPM)                                 | 1450                               | 1450                              |
| Power consumption (kW)                     | 9                                  | 5.7                               |
| Voltage/phase/frequency/current (V/~/HZ/A) | 400/3/50/16                        | 400/3/50/10                       |
| Water flow Qmax/Qieci (l/h)                | 1600/1500                          | 1600/1500                         |
| El cable (m)                               | 8                                  | 8                                 |



Heavy duty for intensive use in a wide range of applications












| Technical specifications     | MC 6P-170/1600<br>FAXT 400/3/50 EU | MC 6P-100/1600<br>FFA 400/3/50 EU |
|------------------------------|------------------------------------|-----------------------------------|
| Nozzle size                  | .0950                              | .1300                             |
| Max inlet temperature (°C)   | 80                                 | 80                                |
| Ceramic pistons              | 4                                  | 4                                 |
| Length x width x height (MM) | 930x570x1020                       | 775x570x1020                      |
| Suction height dry (m)       | 1                                  | 1                                 |
| Weight (KG)                  | 96                                 | 80                                |

● Standard equipment, ○ Supplementary accessories, □ Mountable equipment

| Accessories  | Ref. no.  | Min. required | MC 6P-250/1100<br>FA 400/3/50<br>EU | MC 6P-250/1100<br>FAXT 400/3/50<br>EU | MC 6P-180/1300<br>FA 400/3/50<br>EU |
|--|-----------|---------------|-------------------------------------|---------------------------------------|-------------------------------------|
| <b>Standard Nozzle 50° 1/8" NPT</b>  |           |               |                                     |                                       |                                     |
|  HP NOZZLE 50070 1/8              | 5007      | 0             |                                     |                                       | ○                                   |
| <b>Special Nozzle</b>  |           |               |                                     |                                       |                                     |
|  CONTAINER CLEANING NOZZLE       | 15861     | 1             | ○                                   | ○                                     | ○                                   |
|  NOZZLE FOR LONG LANCEJET 6-7 M  | 2802696   | 1             | ○                                   | ○                                     | ○                                   |
|  NOZZLE PROTECTION CAP PA       | 18430     | 1             | ○                                   | ○                                     | ○                                   |
| VARIO NOZZLE HL-I 1/8-27N  | 56829     | 1             | ○                                   | ○                                     | ○                                   |
|  VARIO-NOZZLE CASING 1/8        | 5888      | 1             | ○                                   | ○                                     | ○                                   |
| <b>Hose and Connection</b>   |           |               |                                     |                                       |                                     |
| HOSE GUIDE COMPLETE  | 101118105 | 0             | ○                                   | ○                                     | ○                                   |
|  NILFISK BA VALVE COMP. GARDENA | 106411177 | 1             | ○                                   | ○                                     | ○                                   |
|  NILFISK BA VALVE COMP. GEKA    | 106411179 | 1             | ○                                   | ○                                     | ○                                   |














Heavy duty for intensive use in a wide range of applications

| Accessories   |   | Ref. no.  | Min. required | MC 6P-250/1100 FA 400/3/50 EU | MC 6P-250/1100 FAXT 400/3/50 EU | MC 6P-180/1300 FA 400/3/50 EU |
|---|---|-----------|---------------|-------------------------------|---------------------------------|-------------------------------|
|    | NILFISK BA VALVE COMP. NITO             | 106411178 | 1             | ○                             | ○                               | ○                             |
|    | NILFISK BA VALVE WO COUPLER             | 106411184 | 1             | ○                             | ○                               | ○                             |
|   | WATER INLET HOSE 3/4 P/                 | 6465      | 1             | ○                             | ○                               | ○                             |
| <b>High Pressure Male Coupling</b>  |   |           |               |                               |                                 |                               |
|    | ADAPTER KEW QUICK COUPLING MALE 3/8     | 66159     | 1             | ○                             | ○                               | ○                             |
|     | ADAPTOR 3/8 INCH MALE FOR HOSE          | 6401067   | 1             | ○                             | ○                               | ○                             |
|   | ADAPTOR KEW GUN TO WAP ACCESS.          | 66161     | 0             | ○                             | ○                               | ○                             |
|  | GARDENA COUPLING HOSE END 1/2 BULK      | 1608629   | 1             | ○                             | ○                               | ○                             |
|  | GEKA COUPLING HOSE END 3/4              | 1311      | 1             | ○                             | ○                               | ○                             |
|  | LP NIPPLE F. Q.-COUPLING 3/4IN          | 1600659   | 1             | ○                             | ○                               | ○                             |
|  | NITO COUPLING HOSE END 1                | 1604669   | 1             | ○                             | ○                               | ○                             |
| <b>High Pressure Female Coupling</b>  |   |           |               |                               |                                 |                               |
|  | ADAPTER KEW QUICK COUPLING FEMALE 3/8   | 66160     | 1             | ○                             | ○                               | ○                             |
|  | ADAPTER WAP GUN COUPLING FEMALE M21X1.5 | 66162     | 1             | ○                             | ○                               | ○                             |













Heavy duty for intensive use in a wide range of applications

| Accessories   |  | Ref. no. | Min. required | MC 6P-250/1100 FA 400/3/50 EU | MC 6P-250/1100 FAXT 400/3/50 EU | MC 6P-180/1300 FA 400/3/50 EU |
|---|--|----------|---------------|-------------------------------|---------------------------------|-------------------------------|
|    | COUPLING GEKA FEMALE - INT THREAD 3/4 IN | 1718     | 1             | ○                             | ○                               | ○                             |
|    | HOSE NOZZLE 20R3/4                       | 61369    | 1             | ●                             | ●                               | ●                             |
|    | QUICK COUPLING 3/4 W/GASKET              | 1602945  | 1             | ○                             | ○                               | ○                             |
| <b>Standard Nozzle 25° 1/8" NPT</b>   |  |          |               |                               |                                 |                               |
|    | HP NOZZLE 25045 1/8                      | 8528     | 1             | ○                             | ○                               |                               |
|   | HP NOZZLE 25050 1/8 INCH NPT             | 7813     | 1             | ○                             | ○                               |                               |
|  | HP NOZZLE 25070 1/8 INCH NPT             | 2507     | 0             |                               |                                 | ○                             |
| <b>Standard Nozzle 0° 1/8" NPT</b>  |  |          |               |                               |                                 |                               |
|  | HP NOZZLE 25065 1/8 INCH NPT             | 7815     | 1             |                               |                                 | ○                             |
|  | HP-NOZZLE 0050 1/8                       | 17387    | 1             |                               |                                 |                               |
|  | HP-NOZZLE 0070 1/8                       | 7820     | 0             |                               |                                 | ○                             |
| <b>Abrasive Blasting</b>  |  |          |               |                               |                                 |                               |
|  | ARMEX-POWDER                             | 5218617  | 1             | ○                             | ○                               | ○                             |
|   | LANCE SOFTBLASTING W. NOZZLE 05          | 6401233  | 1             | ○                             | ○                               |                               |














Heavy duty for intensive use in a wide range of applications

| Accessories   |                                     | Ref. no. | Min. required | MC 6P-250/1100 FA 400/3/50 EU | MC 6P-250/1100 FAXT 400/3/50 EU | MC 6P-180/1300 FA 400/3/50 EU |
|---|-------------------------------------|----------|---------------|-------------------------------|---------------------------------|-------------------------------|
|    | LANCE WITH RUBBER FLAT NOZZLE 05    | 6401364  | 1             | ○                             | ○                               |                               |
|    | LANCE WITH RUBBER FLAT NOZZLE 06    | 6401365  | 1             | ○                             | ○                               | ○                             |
|     | SAND PLUGGER AND HOSE VSB           | 6400375  | 1             | ○                             | ○                               | ○                             |
|   | SUPER BLAST 25KG                    | 8379     | 1             | ○                             | ○                               | ○                             |
| <b>Brush Washing</b>  |                                     |          |               |                               |                                 |                               |
|     | BRUSH INSERT                        | 10356    | 1             | ○                             | ○                               | ○                             |
|   | WASH BRUSH - ERGO - UNIVERSAL LANCE | 14202    | 1             | ○                             | ○                               | ○                             |
|   | WASH BRUSH L1550 MM                 | 6400088  | 1             | ○                             | ○                               | ○                             |
|  | WASH BRUSH L2350 MM                 | 6400087  | 1             | ○                             | ○                               | ○                             |
| <b>Liquid Sprayer</b>   |                                     |          |               |                               |                                 |                               |
|   | 8P PRESPRAY UNIT                    | 25598    | 1             | ○                             | ○                               | ○                             |
|  | LIQUID SPRAYER 5S                   | 7110005  | 1             | ○                             | ○                               | ○                             |
|  | LIQUID SPRAYER 10SP                 | 7110010  | 1             | ○                             | ○                               | ○                             |
|  | LIQUID SPRAYER 20S                  | 7110020  | 1             | ○                             | ○                               | ○                             |
| <b>Standard Nozzle 15° 1/8" NPT</b>   |                                     |          |               |                               |                                 |                               |














Heavy duty for intensive use in a wide range of applications

| Accessories   |  | Ref. no.  | Min. required | MC 6P-250/1100 FA 400/3/50 EU | MC 6P-250/1100 FAXT 400/3/50 EU | MC 6P-180/1300 FA 400/3/50 EU |
|---|--|-----------|---------------|-------------------------------|---------------------------------|-------------------------------|
|    | HP NOZZLE 15050 1/8                    | 41394     | 0             |                               |                                 |                               |
| <b>TurboHammer Nozzle</b>   |  |           |               |                               |                                 |                               |
|    | TURBOHAMMER NOZZLE W11 050             | 48872     | 1             |                               |                                 |                               |
|    | TURBOHAMMER NOZZLE W11 070             | 48981     | 1             |                               |                                 | ○                             |
|    | TURBOHAMMER NOZZLE W12 050             | 301001108 | 1             | ○                             | ○                               |                               |
| <b>Filter Pressure Washer</b>   |  |           |               |                               |                                 |                               |
|   | CARTRIDGE FILTER REPLACEM. 50 µM       | 1104041   | 1             | ○                             | ○                               | ○                             |
|  | FILTER - WATER/SAND. SS                | 4601431   | 1             | ○                             | ○                               | ○                             |
|  | SAND FILTER 50MICRON UNIVERSAL         | 1604461   | 1             | ○                             | ○                               | ○                             |
|   | SANDFILTER FOR WBT KIT                 | 106403165 | 1             | ○                             | ○                               | ○                             |
|  | SANDFILTER RACKED KIT P5 PA/FA P6-P7FA | 106403142 | 1             | ○                             | ○                               | ○                             |
|   | SUCTION FILTER 3 M HOSE                | 61256     | 1             | ○                             | ○                               | ○                             |
|  | SUCTION FILTER WITH FOOTVALVE          | 6400000   | 1             | ○                             | ○                               | ○                             |
|   | WATER BRAKE TANK KIT                   | 106403144 | 1             | ○                             | ○                               | ○                             |














## Heavy duty for intensive use in a wide range of applications

| Accessories   |  | Ref. no.  | Min. required | MC<br>6P-250/1100<br>FA 400/3/50<br>EU | MC<br>6P-250/1100<br>FAXT 400/3/50<br>EU | MC<br>6P-180/1300<br>FA 400/3/50<br>EU |
|---|--|-----------|---------------|--|--|--|
| <b>FlexoPower Lance</b>   |  |           |               |  |  |  |
|    | FLEXOPOWER HOUSE F.NZ 1/8 OUTS. THREAD | 63251     | 0             | ○                                      | ○  | ○                                      |
|    | FLEXOPOWER PLUS 960 BEND W/O NOZZLE    | 106402282 | 1             | ○                                      | ○  | ○                                      |
|    | FLEXOPOWER PLUS 990 BEND W/O NOZ.      | 106402281 | 1             | ○                                      | ○  | ○                                      |
| <b>Non Blacking High Pressure Hose, DN10</b>  |  |           |               |  |  |  |
|    | 20 M 2 WIRE HOSE 3/8 FOOD              | 1401991   | 1             | ○                                      | ○  | ○                                      |
|   | 25 M 2 WIRE HOSE 3/8 FOOD              | 1402007   | 1             | ○                                      | ○  | ○                                      |
|  | 30 M 2 WIRE HOSE 3/8 FOOD              | 1402015   | 1             | ○                                      | ○  | ○                                      |
|  | HOSE DN10 10 M 2W 3/8X3/8 GRAU-FOOD    | 6101767   | 1             | ○                                      | ○  | ○                                      |
|  | HOSE DN10 15 M 2W 3/8X3/8 GRAY-FOOD    | 1401983   | 1             | ○                                      | ○  | ○                                      |
| <b>High Pressure Hose, DN10</b>   |  |           |               |  |  |  |
|   | 2 M 2 WIRE HOSE 3/8 DN10               | 1402924   | 1             | ○                                      | ○  | ○                                      |
|  | 3 M 2 WIRE HOSE 3/8 DN10               | 1402932   | 1             | ○                                      | ○  | ○                                      |
|   | 5 M 2 WIRE HOSE 3/8 DN10               | 1402940   | 1             | ○                                      | ○  | ○                                      |













Heavy duty for intensive use in a wide range of applications

| Accessories   |                                     | Ref. no.  | Min. required | MC 6P-250/1100 FA 400/3/50 EU | MC 6P-250/1100 FAXT 400/3/50 EU | MC 6P-180/1300 FA 400/3/50 EU |
|---|-------------------------------------|-----------|---------------|-------------------------------|---------------------------------|-------------------------------|
|     | 25 M 2 WIRE HOSE 3/8 DN10           | 1402080   | 1             | ○                             | ○                               | ○                             |
|     | 30 M 2 WIRE HOSE 3/8 DN10           | 1402098   | 1             | ○                             | ○                               | ○                             |
|     | 50 M 2 WIRE HOSE 3/8 DN10           | 1402759   | 1             | ○                             | ○                               | ○                             |
|     | HOSE DN10 10 M 2W 3/8X3/8 INCH      | 6101766   | 1             | ●                             | ○                               | ●                             |
|    | HP HOSE 3/8INCH 1M DN10. COMPL.     | 1402916   | 1             | ○                             | ○                               | ○                             |
|  | HP HOSE DN10 150DEG L15000mm        | 1402064   | 1             | ○                             | ●                               | ○                             |
|  | M 20 WIRE HOSE 3/8 DN10             | 1402072   | 1             | ○                             | ○                               | ○                             |
| <b>Ergo System Coupling and Adapter</b>   |                                     |           |               |                               |                                 |                               |
|  | COUPLING - FEMALE/Q-COUPPL 3/8 INCH | 106402075 | 1             | ○                             | ○                               | ○                             |
|  | ERGO COUPLING KIT                   | 101119496 | 1             | ●                             | ●                               | ●                             |
|  | HIGH PRESSURE COUPLINGS KIT         | 101119499 | 1             | ○                             | ○                               | ○                             |
|  | Nippel F. Q-COUPPL. 3/8 INCH        | 1600493   | 1             | ○                             | ○                               | ○                             |














Heavy duty for intensive use in a wide range of applications

| Accessories  |  | Ref. no.  | Min. required | MC 6P-250/1100 FA 400/3/50 EU | MC 6P-250/1100 FAXT 400/3/50 EU | MC 6P-180/1300 FA 400/3/50 EU |
|--|--|-----------|---------------|-------------------------------|---------------------------------|-------------------------------|
|   | NIPPLE F/QUICK COUPLING 3/8 SS           | 1603101   | 1             | ○                             | ○                               | ○                             |
|    | NIPPLE FOR SPRAY LANCE STAN.L            | 1609325   | 1             | ○                             | ○                               | ○                             |
|  | PACKING RING 23.8X17.2X2 3/8 INCH St-NBR | 1801075   | 0             | ○                             | ○                               | ○                             |
| <b>Drain and Pipe Cleaning</b>   |  |           |               |                               |                                 |                               |
|    | DRAIN CLEANER 05 20M HOSE                | 6401266   | 1             | ○                             | ○                               |                               |
|    | DRAIN CLEANER 06 20M HOSE                | 6401268   | 1             |                               |                                 |                               |
|   | DRAIN NOZZLE 05 3/8                      | 2800084   | 1             | ○                             | ○                               |                               |
|  | DRAIN NOZZLE 06. 3/8                     | 2800894   | 0             |                               |                                 |                               |
|  | PIPE CLEANING HOSE 4X10M                 | 301002490 | 1             | ○                             | ○                               |                               |
|  | PIPE CLEANING HOSE 4X20M                 | 301002491 | 0             | ○                             | ○                               |                               |
|  | PIPE CLEANING HOSE 4X30M                 | 301002492 | 1             | ○                             | ○                               |                               |
| <b>High Pressure Hose, DN12</b>  |  |           |               |                               |                                 |                               |
|  | 15 M 2 WIRE HOSE 1/2 DN12                | 4810213   | 1             | ○                             | ○                               | ○                             |
| <b>Brush Rotary</b>  |  |           |               |                               |                                 |                               |














Heavy duty for intensive use in a wide range of applications

| Accessories  |  | Ref. no.  | Min. required | MC 6P-250/1100 FA 400/3/50 EU | MC 6P-250/1100 FAXT 400/3/50 EU | MC 6P-180/1300 FA 400/3/50 EU |
|--|--|-----------|---------------|-------------------------------|---------------------------------|-------------------------------|
|    | BRISTLE. LONG                            | 6401431   | 1             | ○                             | ○                               | ○                             |
|    | BRUSH HEAD - SHORT BRASS BRISTLE         | 6401433   | 0             | ○                             | ○                               | ○                             |
|    | NYLON. BRISTLE FOR ROTARY                | 6401432   | 1             | ○                             | ○                               | ○                             |
|    | ROTARY BRUSH 055 1700MM                  | 6400019   | 1             | ○                             | ○                               |                               |
|    | ROTARY BRUSH 055 L800 MM                 | 6400018   | 1             | ○                             | ○                               |                               |
|  | ROTARY BRUSH 065 L1700 MM                | 6400016   | 1             |                               |                                 | ○                             |
| <b>Special Lance</b>   |  |           |               |                               |                                 |                               |
|  | CURVED LANCE L1090 MM                    | 6402016   | 1             | ○                             | ○                               | ○                             |
|  | LANCE SINGLE 1500MM W/O NOZZLE           | 6401193   | 1             | ○                             | ○                               | ○                             |
|  | UNDER CARRIAGE WASHER 40065              | 6400036   | 1             | ○                             | ○                               | ○                             |
| <b>Hose Reel</b>   |  |           |               |                               |                                 |                               |
|  | CLEANING TROLLEY SS W/HOOSE REEL FOAM IN | 6401094   | 1             | ○                             | ○                               | ○                             |
|  | HOSE REEL COMPLETE                       | 106403143 | 1             | ○                             | ●                               | ○                             |














Heavy duty for intensive use in a wide range of applications

| Accessories   |  | Ref. no.  | Min. required | MC 6P-250/1100 FA 400/3/50 EU | MC 6P-250/1100 FAXT 400/3/50 EU | MC 6P-180/1300 FA 400/3/50 EU |
|---|--|-----------|---------------|-------------------------------|---------------------------------|-------------------------------|
|    | HOSE REEL RETRACTABLE SS W/O HOSE        | 106403168 | 0             | ○                             | ○                               | ○                             |
|    | HOSE TROLLEY UP TO 50 M 3/8              | 6400170   | 1             | ○                             | ○                               | ○                             |
|    | HOSEREEL BLUE.PAINT RETRACTAB.W/20M HOSE | 106403131 | 1             | ○                             |                                 | ○                             |
| <b>Injector and Foam Sprayer</b>  |  |           |               |                               |                                 |                               |
|     | 03 INJECTOR COMPLETE                     | 6401247   | 1             | ○                             | ○                               | ○                             |
|   | BOTTLE FOR FOAM SPRAYER 2 L              | 106408164 | 1             | ○                             | ○                               |                               |
|  | DETERGENT BOTTLE 2.5 L                   | 107141635 | 0             | ○                             | ○                               | ○                             |
|   | DETERGENT TANK W.SAFETY CAP - 2.5 LTR.   | 106403162 | 2             | ○                             | ○                               | ○                             |
|   | EXTENSION HOSE 30 CM WITH ERGO COUPLINGS | 301001311 | 1             | ○                             | ○                               | ○                             |
|   | FOAM INJECTOR AGRESSIVE LQDS             | 6401245   | 1             | ○                             | ○                               | ○                             |
|   | FOAM INJECTOR W BYPASS                   | 6401242   | 1             | ○                             | ○                               | ○                             |
|   | FOAM INJECTOR W BYPASS S. S              | 6401243   | 1             | ○                             | ○                               | ○                             |
|   | FOAM INJECTOR STANDARD                   | 6401244   | 1             | ○                             | ○                               | ○                             |
|   | FOAM INJECTOR STANDARD P8                | 106402248 | 1             |                               |                                 | ○                             |














## Heavy duty for intensive use in a wide range of applications








| Accessories   |                                   | Ref. no. | Min. required | MC 6P-250/1100 FA 400/3/50 EU | MC 6P-250/1100 FAXT 400/3/50 EU | MC 6P-180/1300 FA 400/3/50 EU |
|---|-----------------------------------|----------|---------------|-------------------------------|---------------------------------|-------------------------------|
|    | FOAM LANCE COMPLETE L600 MM       | 6404368  | 1             | ○                             | ○                               | ○                             |
|     | FOAM LANCE COMPLETE L1200 MM      | 6404369  | 1             | ○                             | ○                               | ○                             |
| <b>Detergent</b>  |                                   |          |               |                               |                                 |                               |
|    | NILFISK-ALTO ALLOSIL 4 X 2.5 L    | 25000202 | 1             | ○                             | ○                               | ○                             |
|    | NILFISK-ALTO INTENSIVE 4 X 2.5 L  | 25000209 | 1             | ○                             | ○                               | ○                             |
|   | NILFISK-ALTO J 25 MULTI 4 X 2.5 L | 25000214 | 1             | ○                             | ○                               | ○                             |
|  | NILFISK-ALTO PROGLOSS 4 X 2.5 L   | 25000212 | 1             | ○                             | ○                               | ○                             |
|  | NILFISK-ALTO SAPPHIRE 4 X 2.5 L   | 25000206 | 1             | ○                             | ○                               | ○                             |
|  | NILFISK-ALTO SUPERPLUS 4 X 2.5 L  | 25000204 | 1             | ○                             | ○                               | ○                             |
|  | NILFISK-ALTO TORNADO 4 X 2.5 L    | 25000210 | 1             | ○                             | ○                               | ○                             |
|  | NILFISK-ALTO UNIVERSAL 4 X 2.5 L  | 25000213 | 1             | ○                             | ○                               | ○                             |
|  | NILFISK-ALTO WAXCLEAN 4 X 2.5 L   | 25000211 | 1             | ○                             | ○                               | ○                             |



## Heavy duty for intensive use in a wide range of applications












| Accessories  | Ref. no.  | Min. required | MC 6P-250/1100 FA 400/3/50 EU | MC 6P-250/1100 FAXT 400/3/50 EU | MC 6P-180/1300 FA 400/3/50 EU |
|--|-----------|---------------|-------------------------------|---------------------------------|-------------------------------|
|  QUICKFRESH 4 X 2.5 L                 | 25000208  | 1             | ○                             | ○                               | ○                             |
| <b>Tornado Nozzle with Indication Ring</b>   |           |               |                               |                                 |                               |
|  NOZZLE 0500 INDICATION RING YELLOW    | 101119741 | 0             |                               |                                 |                               |
|  NOZZLE 0550 INDICATION RING NEONGREEN | 101119743 | 0             |                               |                                 |                               |
|  NOZZLE 0680 INDICATION RING GREY      | 101119747 | 1             |                               | ○                               | ○                             |
|  NOZZLE 0700 INDICATION RING ORANGE   | 101119748 | 1             |                               |                                 | ●                             |
|  NOZZLE 1300 - INDICATION RING BROWN | 101119760 | 1             |                               |                                 |                               |
|  NOZZLE PROTECTION F. TORNADOL.      | 106402425 | 1             | ○                             | ○                               | ○                             |
|  TORNADO NOZZLE 0475                 | 301150005 | 0             | ●                             | ●                               |                               |
|  TORNADO NOZZLE 0950 DARK ROSE       | 101117655 | 1             |                               |                                 |                               |
| <b>Spray Gun</b>   |           |               |                               |                                 |                               |
|  ERGO 2000 STANDARD W. HOSE SWIVEL   | 106403122 | 1             | ●                             | ●                               | ●                             |
|  REP. KIT SWIVEL JOINT              | 101119484 | 1             | ○                             | ○                               | ○                             |

Heavy duty for intensive use in a wide range of applications

| Accessories  |  | Ref. no.  | Min. required | MC 6P-250/1100 FA 400/3/50 EU | MC 6P-250/1100 FAXT 400/3/50 EU | MC 6P-180/1300 FA 400/3/50 EU |
|--|--|-----------|---------------|-------------------------------|---------------------------------|-------------------------------|
|    | SIDE BAR COMPL.                          | 106402110 | 1             | ○                             | ○                               | ○                             |
|    | SPRAY HANDLE W. SWIVEL LOCK              | 106402190 | 1             | ○                             | ○                               | ○                             |
| <b>Short Lance</b>   |  |           |               |                               |                                 |                               |
|   | DOUBLE LANCE W/O NOZZLE 90MM             | 106402150 | 1             | ○                             | ○                               | ○                             |
|   | SINGLE LANCE W/O NOZZLE 90MM             | 106402151 | 1             | ○                             | ○                               | ○                             |
| <b>TurboHammer Lance</b>   |  |           |               |                               |                                 |                               |
|  | TURBOHAMMER PLUS 1125 STRAIGHT W11 0550  | 106402292 | 0             |                               |                                 |                               |
|  | TURBOHAMMER PLUS 1125 STRAIGHT W11 0450  | 106402290 | 1             | ○                             | ○                               |                               |
|  | TURBOHAMMER PLUS 1125 STRAIGHT W11 0500  | 106402291 | 1             | ○                             | ●                               |                               |
|  | TURBOHAMMER PLUS 1125 STRAIGHT W11 0700  | 106402294 | 1             |                               |                                 | ○                             |
|  | TURBOHAMMER PLUS 1130 STR./NOZ. W11 1000 | 106403078 | 1             |                               |                                 |                               |
|  | TURBOHAMMER PLUS 1130 STRAIGHT W12 0500  | 106403003 | 1             | ○                             | ○                               |                               |
| <b>Tornado Lance</b>   |  |           |               |                               |                                 |                               |
|  | TORNADO PLUS 630 STRAIGHT W/O NOZZLE     | 106403013 | 1             | ○                             | ○                               | ○                             |
|  | TORNADO PLUS 1000 BEND W/O NOZZLE        | 106403011 | 1             | ○                             | ○                               | ○                             |
|  | TORNADO PLUS 1120 BEND W/O NOZZLE        | 106403010 | 1             | ●                             | ●                               | ●                             |
|  | TORNADO PLUS 2080 BEND W/O NOZZLE        | 106403012 | 1             | ○                             | ○                               | ○                             |
| <b>PowerSpeed Vario Lance</b>  |  |           |               |                               |                                 |                               |






Heavy duty for intensive use in a wide range of applications






| Accessories   |  | Ref. no.  | Min. required | MC 6P-250/1100 FA 400/3/50 EU | MC 6P-250/1100 FAXT 400/3/50 EU | MC 6P-180/1300 FA 400/3/50 EU |
|---|--|-----------|---------------|-------------------------------|---------------------------------|-------------------------------|
|     | POWERSPEED VARIO PLUS 770 BEND 0500      | 106403023 | 1             | ○                             | ○                               |                               |
|     | POWERSPEED VARIO PLUS 1090 BEND 0500     | 106403093 | 1             | ○                             | ○                               |                               |
|     | POWERSPEED VARIO PLUS 1090 BEND 0680     | 106403096 | 1             |                               |                                 | ○                             |
|     | POWERSPEED VARIO PLUS 1090 BEND 0950     | 106403110 | 1             |                               |                                 |                               |
| <b>Universal Lance</b>  |  |           |               |                               |                                 |                               |
|   | UNIVERSAL PLUS 650 W/O NOZZLE STRAIGHT   | 106403032 | 1             | ○                             | ○                               | ○                             |
|  | UNIVERSAL PLUS 1080 W/O NOZZ STRAIGHT    | 106403033 | 1             | ○                             | ○                               | ○                             |
|   | UNIVERSAL PLUS 1560 W/O NOZZLE STRAIGHT  | 106403031 | 1             | ○                             | ○                               | ○                             |
|   | UNIVERSAL PLUS 2060 W/O NOZZLE STRAIGHT  | 106403030 | 1             | ○                             | ○                               | ○                             |
|  | UNIVERSAL PLUS LANCE 940 BEND W/O NOZZ   | 106403036 | 1             | ○                             | ○                               | ○                             |
|  | UNIVERSAL PLUS LANCE 1080 BEND W/O NOZZ  | 106403035 | 1             | ○                             | ○                               | ○                             |
|  | UNIVERSAL PLUS LANCE 1230 BEND W/O NOZZL | 106403034 | 1             | ○                             | ○                               | ○                             |
| <b>Other</b>  |  |           |               |                               |                                 |                               |



## Heavy duty for intensive use in a wide range of applications











| Accessories   |  | Ref. no.  | Min. required | MC<br>6P-250/1100<br>FA 400/3/50<br>EU | MC<br>6P-250/1100<br>FAXT 400/3/50<br>EU | MC<br>6P-180/1300<br>FA 400/3/50<br>EU |
|---|--|-----------|---------------|--|--|--|
|   | CRANE ROUNDSLING 1000KG 50CM             | 106403160 | 1             | ○                                      | ○  | ○                                      |
|   | FRONT WHEEL KIT                          | 106403145 | 1             | ○                                      | ○  | ○                                      |
| <b>High Pressure Hose, DN8</b>  |  |           |               |  |  |  |
|  | HOSE DN8 1 WIRE 15M W.ERGO FEMALE COUPL. | 301001100 | 0             |  |  |  |
| <b>Surface Cleaning Rotary</b>  |  |           |               |  |  |  |
|   | HYDROSCRUB P400 W/O NOZZLES              | 106403157 | 0             | ○                                      | ○  | ○                                      |
|   | HYDROSCRUB P500M Ø500 W/WHEELS W/O NOZZL | 106403159 | 0             | ○                                      | ○  | ○                                      |
|   | HYDROSCRUB S500 Ø500 W/O NOZZLES         | 106403158 | 0             | ○                                      | ○  | ○                                      |

● Standard equipment, ○ Supplementary accessories, □ Mountable equipment

| Accessories   |                                | Ref. no. | Min. required | MC<br>6P-180/1300<br>FA<br>220-440/3/60<br>EXPT | MC<br>6P-170/1600<br>FA 400/3/50<br>EU | MC<br>6P-180/1300<br>FAXT 400/3/50<br>EU |
|---|--------------------------------|----------|---------------|---|--|--|
| <b>Standard Nozzle 50° 1/8" NPT</b>   |                                |          |               |   |  |  |
|  | HP NOZZLE 50070 1/8            | 5007     | 0             | ○   |  | ○  |
| <b>Special Nozzle</b>   |                                |          |               |   |  |  |
|   | CONTAINER CLEANING NOZZLE      | 15861    | 1             | ○   | ○                                      | ○  |
|   | NOZZLE FOR LONG LANCEJET 6-7 M | 2802696  | 1             | ○   | ○                                      | ○  |
|  | NOZZLE PROTECTION CAP PA       | 18430    | 1             | ○   | ○                                      | ○  |
|   | VARIO NOZZLE HL-I 1/8-27N      | 56829    | 1             | ○   | ○                                      | ○  |
|  | VARIO-NOZZLE CASING 1/8        | 5888     | 1             | ○   | ○                                      | ○  |













Heavy duty for intensive use in a wide range of applications

| Accessories   |                                     | Ref. no.  | Min. required | MC<br>6P-180/1300<br>FA<br>220-440/3/60<br>EXPT | MC<br>6P-170/1600<br>FA 400/3/50<br>EU | MC<br>6P-180/1300<br>FAXT 400/3/50<br>EU |
|---|-------------------------------------|-----------|---------------|---|--|--|
| <b>Hose and Connection</b>  |                                     |           |               |   |  |  |
|   | HOSE GUIDE COMPLETE                 | 101118105 | 0             | ○   | ○                                      | ○  |
|    | NILFISK BA VALVE COMP. GARDENA      | 106411177 | 1             | ○   | ○                                      | ○  |
|    | NILFISK BA VALVE COMP. GEKA         | 106411179 | 1             | ○   | ○                                      | ○  |
|    | NILFISK BA VALVE COMP. NITO         | 106411178 | 1             | ○   | ○                                      | ○  |
|    | NILFISK BA VALVE WO COUPLER         | 106411184 | 1             | ○   | ○                                      | ○  |
|   | WATER INLET HOSE 3/4 P/             | 6465      | 1             | ○   | ○                                      | ○  |
| <b>High Pressure Male Coupling</b>  |                                     |           |               |   |  |  |
|  | ADAPTER KEW QUICK COUPLING MALE 3/8 | 66159     | 1             | ○   | ○                                      | ○  |
|   | ADAPTOR 3/8 INCH MALE FOR HOSE      | 6401067   | 1             | ○   | ○                                      | ○  |
|  | ADAPTOR KEW GUN TO WAP ACCESS.      | 66161     | 0             | ○   | ○                                      | ○  |
|  | GARDENA COUPLING HOSE END 1/2 BULK  | 1608629   | 1             | ○   | ○                                      | ○  |
|  | GEKA COUPLING HOSE END 3/4          | 1311      | 1             | ○   | ○                                      | ○  |
|  | LP NIPPLE F. Q.-COUPLING 3/4IN      | 1600659   | 1             | ○   | ○                                      | ○  |













Heavy duty for intensive use in a wide range of applications

| Accessories   |  | Ref. no. | Min. required | MC 6P-180/1300 FA 220-440/3/60 EXPT | MC 6P-170/1600 FA 400/3/50 EU | MC 6P-180/1300 FAXT 400/3/50 EU |
|---|--|----------|---------------|-------------------------------------|-------------------------------|---------------------------------|
|    | NITO COUPLING HOSE END 1                 | 1604669  | 1             | ○                                   | ○                             | ○                               |
| <b>High Pressure Female Coupling</b>  |  |          |               |                                     |                               |                                 |
|    | ADAPTER KEW QUICK COUPLING FEMALE 3/8    | 66160    | 1             | ○                                   | ○                             | ○                               |
|    | ADAPTER WAP GUN COUPLING FEMALE M21X1.5  | 66162    | 1             | ○                                   | ○                             | ○                               |
|    | COUPLING GEKA FEMALE - INT THREAD 3/4 IN | 1718     | 1             | ○                                   | ○                             | ○                               |
|   | HOSE NOZZLE 20R3/4                       | 61369    | 1             | ●                                   | ●                             | ●                               |
|  | QUICK COUPLING 3/4 W/GASKET              | 1602945  | 1             | ○                                   | ○                             | ○                               |
| <b>Standard Nozzle 25° 1/8" NPT</b>   |  |          |               |                                     |                               |                                 |
|  | HP NOZZLE 25045 1/8                      | 8528     | 1             |                                     |                               |                                 |
|  | HP NOZZLE 25050 1/8 INCH NPT             | 7813     | 1             |                                     |                               |                                 |
|  | HP NOZZLE 25070 1/8 INCH NPT             | 2507     | 0             | ○                                   |                               | ○                               |
| <b>Standard Nozzle 0° 1/8" NPT</b>  |  |          |               |                                     |                               |                                 |
|  | HP NOZZLE 25065 1/8 INCH NPT             | 7815     | 1             | ○                                   |                               | ○                               |



Heavy duty for intensive use in a wide range of applications

| Accessories   |                                     | Ref. no. | Min. required | MC 6P-180/1300 FA 220-440/3/60 EXPT | MC 6P-170/1600 FA 400/3/50 EU | MC 6P-180/1300 FAXT 400/3/50 EU |
|---|-------------------------------------|----------|---------------|-------------------------------------|-------------------------------|---------------------------------|
|    | HP-NOZZLE 0050 1/8                  | 17387    | 1             |                                     |                               |                                 |
|    | HP-NOZZLE 0070 1/8                  | 7820     | 0             | ○                                   |                               | ○                               |
| <b>Abrasive Blasting</b>  |                                     |          |               |                                     |                               |                                 |
|    | ARMEX-POWDER                        | 5218617  | 1             | ○                                   | ○                             | ○                               |
|     | LANCE SOFTBLASTING W. NOZZLE 05     | 6401233  | 1             |                                     |                               |                                 |
|   | LANCE WITH RUBBER FLAT NOZZLE 05    | 6401364  | 1             |                                     |                               |                                 |
|  | LANCE WITH RUBBER FLAT NOZZLE 06    | 6401365  | 1             | ○                                   | ○                             | ○                               |
|   | SAND PLUGGER AND HOSE VSB           | 6400375  | 1             | ○                                   |                               | ○                               |
|   | SUPER BLAST 25KG                    | 8379     | 1             | ○                                   | ○                             | ○                               |
| <b>Brush Washing</b>  |                                     |          |               |                                     |                               |                                 |
|   | BRUSH INSERT                        | 10356    | 1             | ○                                   | ○                             | ○                               |
|  | WASH BRUSH - ERGO - UNIVERSAL LANCE | 14202    | 1             | ○                                   | ○                             | ○                               |
|   | WASH BRUSH L1550 MM                 | 6400088  | 1             | ○                                   | ○                             | ○                               |














Heavy duty for intensive use in a wide range of applications

| Accessories   |                                  | Ref. no.  | Min. required | MC 6P-180/1300 FA 220-440/3/60 EXPT | MC 6P-170/1600 FA 400/3/50 EU | MC 6P-180/1300 FAXT 400/3/50 EU |
|---|----------------------------------|-----------|---------------|-------------------------------------|-------------------------------|---------------------------------|
|     | WASH BRUSH L2350 MM              | 6400087   | 1             | ○                                   | ○                             | ○                               |
| <b>Liquid Sprayer</b>   |                                  |           |               |                                     |                               |                                 |
|   | 8P PRESPRAY UNIT                 | 25598     | 1             | ○                                   | ○                             | ○                               |
|     | LIQUID SPRAYER 5S                | 7110005   | 1             | ○                                   | ○                             | ○                               |
|    | LIQUID SPRAYER 10SP              | 7110010   | 1             | ○                                   | ○                             | ○                               |
|    | LIQUID SPRAYER 20S               | 7110020   | 1             | ○                                   | ○                             | ○                               |
| <b>Standard Nozzle 15° 1/8" NPT</b>   |                                  |           |               |                                     |                               |                                 |
|  | HP NOZZLE 15050 1/8              | 41394     | 0             |                                     |                               |                                 |
| <b>TurboHammer Nozzle</b>   |                                  |           |               |                                     |                               |                                 |
|  | TURBOHAMMER NOZZLE W11 050       | 48872     | 1             |                                     |                               |                                 |
|  | TURBOHAMMER NOZZLE W11 070       | 48981     | 1             | ○                                   |                               | ○                               |
|  | TURBOHAMMER NOZZLE W12 050       | 301001108 | 1             |                                     |                               |                                 |
| <b>Filter Pressure Washer</b>   |                                  |           |               |                                     |                               |                                 |
|   | CARTRIDGE FILTER REPLACEM. 50 uM | 1104041   | 1             | ○                                   | ○                             | ○                               |
|  | FILTER - WATER/SAND. SS          | 4601431   | 1             | ○                                   | ○                             | ○                               |














Heavy duty for intensive use in a wide range of applications

| Accessories  | Ref. no.  | Min. required | MC 6P-180/1300 FA 220-440/3/60 EXPT | MC 6P-170/1600 FA 400/3/50 EU | MC 6P-180/1300 FAXT 400/3/50 EU |
|--|-----------|---------------|-------------------------------------|-------------------------------|---------------------------------|
|  SAND FILTER 50MICRON UNIVERSAL           | 1604461   | 1             | ○                                   | ○                             | ○                               |
|  SANDFILTER FOR WBT KIT                    | 106403165 | 1             | ○                                   | ○                             | ○                               |
|  SANDFILTER RACKED KIT P5 PA/FA P6-P7FA   | 106403142 | 1             | ○                                   | ○                             | ○                               |
|  SUCTION FILTER 3 M HOSE                   | 61256     | 1             | ○                                   | ○                             | ○                               |
|  SUCTION FILTER WITH FOOTVALVE           | 6400000   | 1             | ○                                   | ○                             | ○                               |
|  WATER BRAKE TANK KIT                    | 106403144 | 1             | ○                                   | ○                             | ○                               |
| <b>FlexoPower Lance</b>  |           |               |                                     |                               |                                 |
|  FLEXOPOWER HOUSE F.NZ 1/8 OUTS. THREAD | 63251     | 0             | ○                                   | ○                             | ○                               |
|  FLEXOPOWER PLUS 960 BEND W/O NOZZLE    | 106402282 | 1             | ○                                   | ○                             | ○                               |
|  FLEXOPOWER PLUS 990 BEND W/O NOZ.      | 106402281 | 1             | ○                                   | ○                             | ○                               |
| <b>Non Blacking High Pressure Hose, DN10</b>   |           |               |                                     |                               |                                 |
|  20 M 2 WIRE HOSE 3/8 FOOD              | 1401991   | 1             | ○                                   | ○                             | ○                               |
|  25 M 2 WIRE HOSE 3/8 FOOD              | 1402007   | 1             | ○                                   | ○                             | ○                               |













Heavy duty for intensive use in a wide range of applications

| Accessories  |                                     | Ref. no. | Min. required | MC 6P-180/1300 FA 220-440/3/60 EXPT | MC 6P-170/1600 FA 400/3/50 EU | MC 6P-180/1300 FAXT 400/3/50 EU |
|--|-------------------------------------|----------|---------------|-------------------------------------|-------------------------------|---------------------------------|
|    | 30 M 2 WIRE HOSE 3/8 FOOD           | 1402015  | 1             | ○                                   | ○                             | ○                               |
|    | HOSE DN10 10 M 2W 3/8X3/8 GRAU-FOOD | 6101767  | 1             | ○                                   | ○                             | ○                               |
|    | HOSE DN10 15 M 2W 3/8X3/8 GRAY-FOOD | 1401983  | 1             | ○                                   | ○                             | ○                               |
| <b>High Pressure Hose, DN10</b>  |                                     |          |               |                                     |                               |                                 |
|    | 2 M 2 WIRE HOSE 3/8 DN10            | 1402924  | 1             | ○                                   | ○                             | ○                               |
|   | 3 M 2 WIRE HOSE 3/8 DN10            | 1402932  | 1             | ○                                   | ○                             | ○                               |
|  | 5 M 2 WIRE HOSE 3/8 DN10            | 1402940  | 1             | ○                                   | ○                             | ○                               |
|  | 25 M 2 WIRE HOSE 3/8 DN10           | 1402080  | 1             | ○                                   | ○                             | ○                               |
|  | 30 M 2 WIRE HOSE 3/8 DN10           | 1402098  | 1             | ○                                   | ○                             | ○                               |
|  | 50 M 2 WIRE HOSE 3/8 DN10           | 1402759  | 1             | ○                                   | ○                             | ○                               |
|  | HOSE DN10 10 M 2W 3/8X3/8 INCH      | 6101766  | 1             | ●                                   | ●                             | ○                               |
|  | HP HOSE 3/8INCH 1M DN10. COMPL.     | 1402916  | 1             | ○                                   | ○                             | ○                               |














Heavy duty for intensive use in a wide range of applications

| Accessories   |  | Ref. no.  | Min. required | MC 6P-180/1300 FA 220-440/3/60 EXPT | MC 6P-170/1600 FA 400/3/50 EU | MC 6P-180/1300 FAXT 400/3/50 EU |
|---|--|-----------|---------------|-------------------------------------|-------------------------------|---------------------------------|
|    | HP HOSE DN10 150DEG L15000mm             | 1402064   | 1             | ○                                   | ○                             | ●                               |
|    | M 20 WIRE HOSE 3/8 DN10                  | 1402072   | 1             | ○                                   | ○                             | ○                               |
| <b>Ergo System Coupling and Adapter</b>   |  |           |               |                                     |                               |                                 |
|    | COUPLING - FEMALE/Q-COUPPL 3/8 INCH      | 106402075 | 1             | ○                                   | ○                             | ○                               |
|    | ERGO COUPLING KIT                        | 101119496 | 1             | ●                                   | ●                             | ●                               |
|   | HIGH PRESSURE COUPLINGS KIT              | 101119499 | 1             | ○                                   | ○                             | ○                               |
|  | Nippel F. Q-COUPPL. 3/8 INCH             | 1600493   | 1             | ○                                   | ○                             | ○                               |
|  | NIPPLE F/QUICK COULING 3/8 SS            | 1603101   | 1             | ○                                   | ○                             | ○                               |
|   | NIPPLE FOR SPRAY LANCE STAN.L            | 1609325   | 1             | ○                                   | ○                             | ○                               |
|   | PACKING RING 23.8X17.2X2 3/8 INCH St-NBR | 1801075   | 0             | ○                                   | ○                             | ○                               |
| <b>Drain and Pipe Cleaning</b>  |  |           |               |                                     |                               |                                 |
|   | DRAIN CLEANER 05 20M HOSE                | 6401266   | 1             |                                     |                               |                                 |
|   | DRAIN CLEANER 06 20M HOSE                | 6401268   | 1             |                                     |                               |                                 |













## Heavy duty for intensive use in a wide range of applications

| Accessories   |                                  | Ref. no.  | Min. required | MC<br>6P-180/1300<br>FA<br>220-440/3/60<br>EXPT | MC<br>6P-170/1600<br>FA 400/3/50<br>EU | MC<br>6P-180/1300<br>FAXT 400/3/50<br>EU |
|---|----------------------------------|-----------|---------------|---|--|--|
|     | DRAIN NOZZLE 05 3/8              | 2800084   | 1             |   |  |  |
|     | DRAIN NOZZLE 06. 3/8             | 2800894   | 0             |   |  |  |
|     | PIPE CLEANING HOSE 4X10M         | 301002490 | 1             |   |  |  |
|     | PIPE CLEANING HOSE 4X20M         | 301002491 | 0             |   |  |  |
|    | PIPE CLEANING HOSE 4X30M         | 301002492 | 1             |   |  |  |
| <b>High Pressure Hose, DN12</b>   |                                  |           |               |   |  |  |
|  | 15 M 2 WIRE HOSE 1/2 DN12        | 4810213   | 1             | ○   | ○                                      | ○  |
| <b>Brush Rotary</b>   |                                  |           |               |   |  |  |
|  | BRISTLE. LONG                    | 6401431   | 1             | ○   | ○                                      | ○  |
|  | BRUSH HEAD - SHORT BRASS BRISTLE | 6401433   | 0             | ○   | ○                                      | ○  |
|  | NYLON. BRISTLE FOR ROTARY        | 6401432   | 1             | ○   | ○                                      | ○  |
|   | ROTARY BRUSH 055 1700MM          | 6400019   | 1             |   |  |  |
|   | ROTARY BRUSH 055 L800 MM         | 6400018   | 1             |   |  |  |













Heavy duty for intensive use in a wide range of applications

| Accessories  | Ref. no.  | Min. required | MC 6P-180/1300 FA 220-440/3/60 EXPT | MC 6P-170/1600 FA 400/3/50 EU | MC 6P-180/1300 FAXT 400/3/50 EU |
|--|-----------|---------------|-------------------------------------|-------------------------------|---------------------------------|
|  ROTARY BRUSH 065 L1700 MM                   | 6400016   | 1             | ○                                   |                               | ○                               |
| <b>Special Lance</b>   |           |               |                                     |                               |                                 |
|  CURVED LANCE L1090 MM                       | 6402016   | 1             | ○                                   | ○                             | ○                               |
|  LANCE SINGLE 1500MM W/O NOZZLE              | 6401193   | 1             | ○                                   | ○                             | ○                               |
|  UNDER CARRIAGE WASHER 40065                 | 6400036   | 1             | ○                                   | ○                             | ○                               |
| <b>Hose Reel</b>   |           |               |                                     |                               |                                 |
|  CLEANING TROLLEY SS W/HOSE REEL FOAM IN   | 6401094   | 1             | ○                                   | ○                             | ○                               |
|  HOSE REEL COMPLETE                       | 106403143 | 1             | ○                                   | ○                             | ●                               |
|  HOSE REEL RETRACTABLE SS W/O HOSE        | 106403168 | 0             | ○                                   | ○                             | ○                               |
|  HOSE TROLLEY UP TO 50 M 3/8              | 6400170   | 1             | ○                                   | ○                             | ○                               |
|  HOSEREEL BLUE.PAINT RETRACTAB.W/20M HOSE | 106403131 | 1             | ○                                   | ○                             |                                 |
| <b>Injector and Foam Sprayer</b>   |           |               |                                     |                               |                                 |
|  03 INJECTOR COMPLETE                      | 6401247   | 1             | ○                                   | ○                             | ○                               |














## Heavy duty for intensive use in a wide range of applications

| Accessories   | Ref. no.  | Min. required | MC<br>6P-180/1300<br>FA<br>220-440/3/60<br>EXPT | MC<br>6P-170/1600<br>FA 400/3/50<br>EU | MC<br>6P-180/1300<br>FAXT 400/3/50<br>EU |
|---|-----------|---------------|---|--|--|
|  BOTTLE FOR FOAM SPRAYER 2 L             | 106408164 | 1             |   |  |  |
|  DETERGENT BOTTLE 2.5 L                  | 107141635 | 0             | ○   | ○                                      | ○  |
| DETERGENT TANK W.SAFETY CAP - 2.5 LTR.  | 106403162 | 2             | ○   | ○                                      | ○  |
|  EXTENSION HOSE 30 CM WITH ERGO COUPLINGS | 301001311 | 1             | ○   | ○                                      | ○  |
|  FOAM INJECTOR AGRESSIVE LQDS             | 6401245   | 1             | ○   | ○                                      | ○  |
|  FOAM INJECTOR W BYPASS                  | 6401242   | 1             | ○   | ○                                      | ○  |
|  FOAM INJECTOR W BYPASS S. S            | 6401243   | 1             | ○   | ○                                      | ○  |
|  FOAM INJECTOR STANDARD                 | 6401244   | 1             | ○   | ○                                      | ○  |
| FOAM INJECTOR STANDARD P8   | 106402248 | 1             | ○   | ○                                      | ○  |
|  FOAM LANCE COMPLETE L600 MM           | 6404368   | 1             | ○   | ○                                      | ○  |
|  FOAM LANCE COMPLETE L1200 MM           | 6404369   | 1             | ○   | ○                                      | ○  |
| <b>Detergent</b>  |           |               |   |  |  |
|  NILFISK-ALTO ALLOSIL 4 X 2.5 L        | 25000202  | 1             | ○   | ○                                      | ○  |














## Heavy duty for intensive use in a wide range of applications

| Accessories   |                                       | Ref. no.  | Min. required | MC 6P-180/1300 FA 220-440/3/60 EXPT | MC 6P-170/1600 FA 400/3/50 EU | MC 6P-180/1300 FAXT 400/3/50 EU |
|---|---------------------------------------|-----------|---------------|-------------------------------------|-------------------------------|---------------------------------|
|    | NILFISK-ALTO INTENSIVE 4 X 2.5 L      | 25000209  | 1             | ○                                   | ○                             | ○                               |
|    | NILFISK-ALTO J 25 MULTI 4 X 2.5 L     | 25000214  | 1             | ○                                   | ○                             | ○                               |
|    | NILFISK-ALTO PROGLOSS 4 X 2.5 L       | 25000212  | 1             | ○                                   | ○                             | ○                               |
|    | NILFISK-ALTO SAPPHIRE 4 X 2.5 L       | 25000206  | 1             | ○                                   | ○                             | ○                               |
|   | NILFISK-ALTO SUPERPLUS 4 X 2.5 L      | 25000204  | 1             | ○                                   | ○                             | ○                               |
|  | NILFISK-ALTO TORNADO 4 X 2.5 L        | 25000210  | 1             | ○                                   | ○                             | ○                               |
|  | NILFISK-ALTO UNIVERSAL 4 X 2.5 L      | 25000213  | 1             | ○                                   | ○                             | ○                               |
|  | NILFISK-ALTO WAXCLEAN 4 X 2.5 L       | 25000211  | 1             | ○                                   | ○                             | ○                               |
|  | QUICKFRESH 4 X 2.5 L                  | 25000208  | 1             | ○                                   | ○                             | ○                               |
| <b>Tornado Nozzle with Indication Ring</b>  |                                       |           |               |                                     |                               |                                 |
|   | NOZZLE 0500 INDICATION RING YELLOW    | 101119741 | 0             |                                     |                               |                                 |
|   | NOZZLE 0550 INDICATION RING NEONGREEN | 101119743 | 0             |                                     |                               |                                 |











Heavy duty for intensive use in a wide range of applications

| Accessories  | Ref. no.  | Min. required | MC 6P-180/1300 FA 220-440/3/60 EXPT | MC 6P-170/1600 FA 400/3/50 EU | MC 6P-180/1300 FAXT 400/3/50 EU |
|--|-----------|---------------|-------------------------------------|-------------------------------|---------------------------------|
|  NOZZLE 0680 INDICATION RING GREY    | 101119747 | 1             | ○                                   |                               | ○                               |
|  NOZZLE 0700 INDICATION RING ORANGE  | 101119748 | 1             | ●                                   |                               | ●                               |
|  NOZZLE 1300 - INDICATION RING BROWN | 101119760 | 1             |                                     |                               |                                 |
|  NOZZLE PROTECTION F. TORNADOL.      | 106402425 | 1             | ○                                   | ○                             | ○                               |
|  TORNADO NOZZLE 0475                 | 301150005 | 0             |                                     |                               |                                 |
|  TORNADO NOZZLE 0950 DARK ROSE     | 101117655 | 1             |                                     | ●                             |                                 |
| <b>Spray Gun</b>   |           |               |                                     |                               |                                 |
|  ERGO 2000 STANDARD W. HOSE SWIVEL | 106403122 | 1             | ●                                   | ●                             | ●                               |
|  REP. KIT SWIVEL JOINT            | 101119484 | 1             | ○                                   | ○                             | ○                               |
|  SIDE BAR COMPL.                   | 106402110 | 1             | ○                                   | ○                             | ○                               |
|  SPRAY HANDLE W. SWIVEL LOCK       | 106402190 | 1             | ○                                   | ○                             | ○                               |
| <b>Short Lance</b>   |           |               |                                     |                               |                                 |
|  DOUBLE LANCE W/O NOZZLE 90MM     | 106402150 | 1             | ○                                   | ○                             | ○                               |













Heavy duty for intensive use in a wide range of applications

| Accessories  |  | Ref. no.  | Min. required | MC 6P-180/1300 FA 220-440/3/60 EXPT | MC 6P-170/1600 FA 400/3/50 EU | MC 6P-180/1300 FAXT 400/3/50 EU |
|--|--|-----------|---------------|-------------------------------------|-------------------------------|---------------------------------|
|   | SINGLE LANCE W/O NOZZLE 90MM             | 106402151 | 1             | ○                                   | ○                             | ○                               |
| <b>TurboHammer Lance</b>   |  |           |               |                                     |                               |                                 |
|  | TURBOHAMMER PLUS 1125 STRAIGHT W11 0550  | 106402292 | 0             |                                     |                               |                                 |
|  | TURBOHAMMER PLUS 1125 STRAIGHT W11 0450  | 106402290 | 1             |                                     |                               |                                 |
|  | TURBOHAMMER PLUS 1125 STRAIGHT W11 0500  | 106402291 | 1             |                                     |                               |                                 |
|  | TURBOHAMMER PLUS 1125 STRAIGHT W11 0700  | 106402294 | 1             | ○                                   |                               | ●                               |
|  | TURBOHAMMER PLUS 1130 STR./NOZ. W11 1000 | 106403078 | 1             |                                     | ○                             |                                 |
|  | TURBOHAMMER PLUS 1130 STRAIGHT W12 0500  | 106403003 | 1             |                                     |                               |                                 |
| <b>Tornado Lance</b>   |  |           |               |                                     |                               |                                 |
|    | TORNADO PLUS 630 STRAIGHT W/O NOZZLE     | 106403013 | 1             | ○                                   | ○                             | ○                               |
|  | TORNADO PLUS 1000 BEND W/O NOZZLE        | 106403011 | 1             | ○                                   | ○                             | ○                               |
|  | TORNADO PLUS 1120 BEND W/O NOZZLE        | 106403010 | 1             | ●                                   | ●                             | ●                               |
|  | TORNADO PLUS 2080 BEND W/O NOZZLE        | 106403012 | 1             | ○                                   | ○                             | ○                               |
| <b>PowerSpeed Vario Lance</b>  |  |           |               |                                     |                               |                                 |
|  | POWERSPEED VARIO PLUS 770 BEND 0500      | 106403023 | 1             |                                     |                               |                                 |
|  | POWERSPEED VARIO PLUS 1090 BEND 0500     | 106403093 | 1             |                                     |                               |                                 |
|  | POWERSPEED VARIO PLUS 1090 BEND 0680     | 106403096 | 1             | ○                                   |                               | ○                               |




Heavy duty for intensive use in a wide range of applications







| Accessories   |  | Ref. no.  | Min. required | MC 6P-180/1300 FA 220-440/3/60 EXPT | MC 6P-170/1600 FA 400/3/50 EU | MC 6P-180/1300 FAXT 400/3/50 EU |
|---|--|-----------|---------------|-------------------------------------|-------------------------------|---------------------------------|
|     | POWERSPEED VARIO PLUS 1090 BEND 0950     | 106403110 | 1             |                                     | ○                             |                                 |
| <b>Universal Lance</b>  |  |           |               |                                     |                               |                                 |
|    | UNIVERSAL PLUS 650 W/O NOZZLE STRAIGHT   | 106403032 | 1             | ○                                   | ○                             | ○                               |
|    | UNIVERSAL PLUS 1080 W/O NOZZ STRAIGHT    | 106403033 | 1             | ○                                   | ○                             | ○                               |
|     | UNIVERSAL PLUS 1560 W/O NOZZLE STRAIGHT  | 106403031 | 1             | ○                                   | ○                             | ○                               |
|    | UNIVERSAL PLUS 2060 W/O NOZZLE STRAIGHT  | 106403030 | 1             | ○                                   | ○                             | ○                               |
|  | UNIVERSAL PLUS LANCE 940 BEND W/O NOZZ   | 106403036 | 1             | ○                                   | ○                             | ○                               |
|  | UNIVERSAL PLUS LANCE 1080 BEND W/O NOZZ  | 106403035 | 1             | ○                                   | ○                             | ○                               |
|  | UNIVERSAL PLUS LANCE 1230 BEND W/O NOZZL | 106403034 | 1             | ○                                   | ○                             | ○                               |
| <b>Other</b>  |  |           |               |                                     |                               |                                 |
|  | CRANE ROUNDSLING 1000KG 50CM             | 106403160 | 1             | ○                                   | ○                             | ○                               |
|   | FRONT WHEEL KIT                          | 106403145 | 1             | ○                                   | ○                             | ○                               |
| <b>High Pressure Hose, DN8</b>  |  |           |               |                                     |                               |                                 |



Heavy duty for intensive use in a wide range of applications












| Accessories   |  | Ref. no.  | Min. required | MC 6P-180/1300 FA 220-440/3/60 EXPT | MC 6P-170/1600 FA 400/3/50 EU | MC 6P-180/1300 FAXT 400/3/50 EU |
|---|--|-----------|---------------|-------------------------------------|-------------------------------|---------------------------------|
|  | HOSE DN8 1 WIRE 15M W.ERGO FEMALE COUPL. | 301001100 | 0             |                                     |                               |                                 |
| <b>Surface Cleaning Rotary</b>  |  |           |               |                                     |                               |                                 |
|   | HYDROSCRUB P400 W/O NOZZLES              | 106403157 | 0             | ○                                   | ○                             | ○                               |
|   | HYDROSCRUB P500M Ø500 W/WHEELS W/O NOZZL | 106403159 | 0             | ○                                   | ○                             | ○                               |
|   | HYDROSCRUB S500 Ø500 W/O NOZZLES         | 106403158 | 0             | ○                                   | ○                             | ○                               |

● Standard equipment, ○ Supplementary accessories, □ Mountable equipment

| Accessories   |                                | Ref. no.  | Min. required | MC 6P-170/1600 FAXT 400/3/50 EU | MC 6P-100/1600 FFA 400/3/50 EU |
|---|--------------------------------|-----------|---------------|---------------------------------|--------------------------------|
| <b>Standard Nozzle 50° 1/8" NPT</b>   |                                |           |               |                                 |                                |
|    | HP NOZZLE 50070 1/8            | 5007      | 0             |                                 |                                |
| <b>Special Nozzle</b>   |                                |           |               |                                 |                                |
|  | CONTAINER CLEANING NOZZLE      | 15861     | 1             | ○                               | ○                              |
|   | NOZZLE FOR LONG LANCEJET 6-7 M | 2802696   | 1             | ○                               | ○                              |
|  | NOZZLE PROTECTION CAP PA       | 18430     | 1             | ○                               | ○                              |
|   | VARIO NOZZLE HL-I 1/8-27N      | 56829     | 1             | ○                               | ○                              |
|  | VARIO-NOZZLE CASING 1/8        | 5888      | 1             | ○                               | ○                              |
| <b>Hose and Connection</b>  |                                |           |               |                                 |                                |
|   | HOSE GUIDE COMPLETE            | 101118105 | 0             | ○                               | ○                              |
|   | NILFISK BA VALVE COMP. GARDENA | 106411177 | 1             | ○                               | ○                              |














Heavy duty for intensive use in a wide range of applications

| Accessories   |                                       | Ref. no.  | Min. required | MC 6P-170/1600 FAXT 400/3/50 EU | MC 6P-100/1600 FFA 400/3/50 EU |
|---|---------------------------------------|-----------|---------------|---------------------------------|--------------------------------|
|    | NILFISK BA VALVE COMP. GEKA           | 106411179 | 1             | ○                               | ○                              |
|    | NILFISK BA VALVE COMP. NITO           | 106411178 | 1             | ○                               | ○                              |
|    | NILFISK BA VALVE WO COUPLER           | 106411184 | 1             | ○                               | ○                              |
|   | WATER INLET HOSE 3/4 P/               | 6465      | 1             | ○                               | ○                              |
| <b>High Pressure Male Coupling</b>  |                                       |           |               |                                 |                                |
|    | ADAPTER KEW QUICK COUPLING MALE 3/8   | 66159     | 1             | ○                               | ○                              |
|   | ADAPTOR 3/8 INCH MALE FOR HOSE        | 6401067   | 1             | ○                               | ○                              |
|  | ADAPTOR KEW GUN TO WAP ACCESS.        | 66161     | 0             | ○                               | ○                              |
|  | GARDENA COUPLING HOSE END 1/2 BULK    | 1608629   | 1             | ○                               | ○                              |
|  | GEKA COUPLING HOSE END 3/4            | 1311      | 1             | ○                               | ○                              |
|  | LP NIPPLE F. Q.-COUPLING 3/4IN        | 1600659   | 1             | ○                               | ○                              |
|  | NITO COUPLING HOSE END 1              | 1604669   | 1             | ○                               | ○                              |
| <b>High Pressure Female Coupling</b>  |                                       |           |               |                                 |                                |
|  | ADAPTER KEW QUICK COUPLING FEMALE 3/8 | 66160     | 1             | ○                               | ○                              |













Heavy duty for intensive use in a wide range of applications

| Accessories   |  | Ref. no. | Min. required | MC 6P-170/1600 FAXT 400/3/50 EU | MC 6P-100/1600 FFA 400/3/50 EU |
|---|--|----------|---------------|---------------------------------|--------------------------------|
|    | ADAPTER WAP GUN COUPLING FEMALE M21X1.5  | 66162    | 1             | ○                               | ○                              |
|    | COUPLING GEKA FEMALE - INT THREAD 3/4 IN | 1718     | 1             | ○                               | ○                              |
|    | HOSE NOZZLE 20R3/4                       | 61369    | 1             | ●                               | ●                              |
|    | QUICK COUPLING 3/4 W/GASKET              | 1602945  | 1             | ○                               | ○                              |
| <b>Standard Nozzle 25° 1/8" NPT</b>   |  |          |               |                                 |                                |
|   | HP NOZZLE 25045 1/8                      | 8528     | 1             |                                 |                                |
|  | HP NOZZLE 25050 1/8 INCH NPT             | 7813     | 1             |                                 |                                |
|  | HP NOZZLE 25070 1/8 INCH NPT             | 2507     | 0             |                                 |                                |
| <b>Standard Nozzle 0° 1/8" NPT</b>  |  |          |               |                                 |                                |
|  | HP NOZZLE 25065 1/8 INCH NPT             | 7815     | 1             |                                 |                                |
|  | HP-NOZZLE 0050 1/8                       | 17387    | 1             |                                 |                                |
|  | HP-NOZZLE 0070 1/8                       | 7820     | 0             |                                 |                                |
| <b>Abrasive Blasting</b>  |  |          |               |                                 |                                |
|  | ARMEX-POWDER                             | 5218617  | 1             | ○                               | ○                              |













## Heavy duty for intensive use in a wide range of applications

| Accessories   |                                     | Ref. no. | Min. required | MC<br>6P-170/1600<br>FAXT 400/3/50<br>EU | MC<br>6P-100/1600<br>FFA 400/3/50<br>EU |
|---|-------------------------------------|----------|---------------|--|---|
|     | LANCE SOFTBLASTING W. NOZZLE 05     | 6401233  | 1             |  |   |
|    | LANCE WITH RUBBER FLAT NOZZLE 05    | 6401364  | 1             |  |   |
|    | LANCE WITH RUBBER FLAT NOZZLE 06    | 6401365  | 1             | ○  | ○                                       |
|     | SAND PLUGGER AND HOSE VSB           | 6400375  | 1             |  |   |
|   | SUPER BLAST 25KG                    | 8379     | 1             | ○  | ○                                       |
| <b>Brush Washing</b>  |                                     |          |               |  |   |
|    | BRUSH INSERT                        | 10356    | 1             | ○  | ○                                       |
|  | WASH BRUSH - ERGO - UNIVERSAL LANCE | 14202    | 1             | ○  | ○                                       |
|   | WASH BRUSH L1550 MM                 | 6400088  | 1             | ○  | ○                                       |
|  | WASH BRUSH L2350 MM                 | 6400087  | 1             | ○  | ○                                       |
| <b>Liquid Sprayer</b>   |                                     |          |               |  |   |
|   | 8P PRESpray UNIT                    | 25598    | 1             | ○  | ○                                       |
|  | LIQUID SPRAYER 5S                   | 7110005  | 1             | ○  | ○                                       |
|  | LIQUID SPRAYER 10SP                 | 7110010  | 1             | ○  | ○                                       |














Heavy duty for intensive use in a wide range of applications

| Accessories   |  | Ref. no.  | Min. required | MC 6P-170/1600 FAXT 400/3/50 EU | MC 6P-100/1600 FFA 400/3/50 EU |
|---|--|-----------|---------------|---------------------------------|--------------------------------|
|    | LIQUID SPRAYER 20S                     | 7110020   | 1             | ○                               | ○                              |
| <b>Standard Nozzle 15° 1/8" NPT</b>   |  |           |               |                                 |                                |
|    | HP NOZZLE 15050 1/8                    | 41394     | 0             |                                 |                                |
| <b>TurboHammer Nozzle</b>   |  |           |               |                                 |                                |
|    | TURBOHAMMER NOZZLE W11 050             | 48872     | 1             |                                 |                                |
|    | TURBOHAMMER NOZZLE W11 070             | 48981     | 1             |                                 |                                |
|   | TURBOHAMMER NOZZLE W12 050             | 301001108 | 1             |                                 |                                |
| <b>Filter Pressure Washer</b>   |  |           |               |                                 |                                |
|   | CARTRIDGE FILTER REPLACEM. 50 µM       | 1104041   | 1             | ○                               | ○                              |
|  | FILTER - WATER/SAND. SS                | 4601431   | 1             | ○                               | ○                              |
|  | SAND FILTER 50MICRON UNIVERSAL         | 1604461   | 1             | ○                               | ○                              |
|  | SANDFILTER FOR WBT KIT                 | 106403165 | 1             | ○                               | ○                              |
|  | SANDFILTER RACKED KIT P5 PA/FA P6-P7FA | 106403142 | 1             | ○                               | ○                              |
|   | SUCTION FILTER 3 M HOSE                | 61256     | 1             | ○                               | ○                              |














Heavy duty for intensive use in a wide range of applications

| Accessories   |  | Ref. no.  | Min. required | MC 6P-170/1600 FAXT 400/3/50 EU | MC 6P-100/1600 FFA 400/3/50 EU |
|---|--|-----------|---------------|---------------------------------|--------------------------------|
|    | SUCTION FILTER WITH FOOTVALVE          | 6400000   | 1             | ○                               | ○                              |
|     | WATER BRAKE TANK KIT                   | 106403144 | 1             | ○                               | ○                              |
| <b>FlexoPower Lance</b>   |  |           |               |                                 |                                |
|    | FLEXOPOWER HOUSE F.NZ 1/8 OUTS. THREAD | 63251     | 0             | ○                               | ○                              |
|    | FLEXOPOWER PLUS 960 BEND W/O NOZZLE    | 106402282 | 1             | ○                               | ○                              |
|   | FLEXOPOWER PLUS 990 BEND W/O NOZ.      | 106402281 | 1             | ○                               | ○                              |
| <b>Non Blacking High Pressure Hose, DN10</b>  |  |           |               |                                 |                                |
|  | 20 M 2 WIRE HOSE 3/8 FOOD              | 1401991   | 1             | ○                               | ○                              |
|  | 25 M 2 WIRE HOSE 3/8 FOOD              | 1402007   | 1             | ○                               | ○                              |
|   | 30 M 2 WIRE HOSE 3/8 FOOD              | 1402015   | 1             | ○                               | ○                              |
|  | HOSE DN10 10 M 2W 3/8X3/8 GRAU-FOOD    | 6101767   | 1             | ○                               | ●                              |
|  | HOSE DN10 15 M 2W 3/8X3/8 GRAY-FOOD    | 1401983   | 1             | ○                               | ○                              |
| <b>High Pressure Hose, DN10</b>   |  |           |               |                                 |                                |
|   | 2 M 2 WIRE HOSE 3/8 DN10               | 1402924   | 1             | ○                               | ○                              |














Heavy duty for intensive use in a wide range of applications

| Accessories   |                                     | Ref. no.  | Min. required | MC 6P-170/1600 FAXT 400/3/50 EU | MC 6P-100/1600 FFA 400/3/50 EU |
|---|-------------------------------------|-----------|---------------|---------------------------------|--------------------------------|
|    | 3 M 2 WIRE HOSE 3/8 DN10            | 1402932   | 1             | ○                               | ○                              |
|     | 5 M 2 WIRE HOSE 3/8 DN10            | 1402940   | 1             | ○                               | ○                              |
|     | 25 M 2 WIRE HOSE 3/8 DN10           | 1402080   | 1             | ○                               | ○                              |
|     | 30 M 2 WIRE HOSE 3/8 DN10           | 1402098   | 1             | ○                               | ○                              |
|     | 50 M 2 WIRE HOSE 3/8 DN10           | 1402759   | 1             | ○                               | ○                              |
|   | HOSE DN10 10 M 2W 3/8X3/8 INCH      | 6101766   | 1             | ○                               | ○                              |
|  | HP HOSE 3/8INCH 1M DN10. COMPL.     | 1402916   | 1             | ○                               | ○                              |
|  | HP HOSE DN10 150DEG L15000mm        | 1402064   | 1             | ●                               | ○                              |
|  | M 20 WIRE HOSE 3/8 DN10             | 1402072   | 1             | ○                               | ○                              |
| <b>Ergo System Coupling and Adapter</b>   |                                     |           |               |                                 |                                |
|  | COUPLING - FEMALE/Q-COUPPL 3/8 INCH | 106402075 | 1             | ○                               | ○                              |
|  | ERGO COUPLING KIT                   | 101119496 | 1             | ●                               | ●                              |














Heavy duty for intensive use in a wide range of applications

| Accessories  |  | Ref. no.  | Min. required | MC 6P-170/1600 FAXT 400/3/50 EU | MC 6P-100/1600 FFA 400/3/50 EU |
|--|--|-----------|---------------|---------------------------------|--------------------------------|
|   | HIGH PRESSURE COUPLINGS KIT              | 101119499 | 1             | ○                               | ○                              |
|   | Nippel F. Q-COUP. 3/8 INCH               | 1600493   | 1             | ○                               | ○                              |
|   | NIPPLE F/QUICK COULING 3/8 SS            | 1603101   | 1             | ○                               | ○                              |
|    | NIPPLE FOR SPRAY LANCE STAN.L            | 1609325   | 1             | ○                               | ○                              |
|  | PACKING RING 23.8X17.2X2 3/8 INCH St-NBR | 1801075   | 0             | ○                               | ○                              |
| <b>Drain and Pipe Cleaning</b>   |  |           |               |                                 |                                |
|   | DRAIN CLEANER 05 20M HOSE                | 6401266   | 1             |                                 |                                |
|  | DRAIN CLEANER 06 20M HOSE                | 6401268   | 1             |                                 |                                |
|  | DRAIN NOZZLE 05 3/8                      | 2800084   | 1             |                                 |                                |
|  | DRAIN NOZZLE 06 3/8                      | 2800894   | 0             |                                 |                                |
|  | PIPE CLEANING HOSE 4X10M                 | 301002490 | 1             |                                 |                                |
|  | PIPE CLEANING HOSE 4X20M                 | 301002491 | 0             |                                 |                                |
|  | PIPE CLEANING HOSE 4X30M                 | 301002492 | 1             |                                 |                                |
| <b>High Pressure Hose, DN12</b>  |  |           |               |                                 |                                |














Heavy duty for intensive use in a wide range of applications

| Accessories   |   | Ref. no. | Min. required | MC 6P-170/1600 FAXT 400/3/50 EU | MC 6P-100/1600 FFA 400/3/50 EU |
|---|---|----------|---------------|---------------------------------|--------------------------------|
|    | 15 M 2 WIRE HOSE 1/2 DN12               | 4810213  | 1             | ○                               | ○                              |
| <b>Brush Rotary</b>   |   |          |               |                                 |                                |
|     | BRISTLE. LONG                           | 6401431  | 1             | ○                               | ○                              |
|     | BRUSH HEAD - SHORT BRASS BRISTLE        | 6401433  | 0             | ○                               | ○                              |
|     | NYLON. BRISTLE FOR ROTARY               | 6401432  | 1             | ○                               | ○                              |
|    | ROTARY BRUSH 055 1700MM                 | 6400019  | 1             |                                 |                                |
|   | ROTARY BRUSH 055 L800 MM                | 6400018  | 1             |                                 |                                |
|   | ROTARY BRUSH 065 L1700 MM               | 6400016  | 1             |                                 |                                |
| <b>Special Lance</b>  |   |          |               |                                 |                                |
|   | CURVED LANCE L1090 MM                   | 6402016  | 1             | ○                               | ○                              |
|   | LANCE SINGLE 1500MM W/O NOZZLE          | 6401193  | 1             | ○                               | ○                              |
|   | UNDER CARRIAGE WASHER 40065             | 6400036  | 1             | ○                               | ○                              |
| <b>Hose Reel</b>  |   |          |               |                                 |                                |
|  | CLEANING TROLLEY SS W/HOSE REEL FOAM IN | 6401094  | 1             | ○                               | ○                              |














Heavy duty for intensive use in a wide range of applications

| Accessories   |  | Ref. no.  | Min. required | MC 6P-170/1600 FAXT 400/3/50 EU | MC 6P-100/1600 FFA 400/3/50 EU |
|---|--|-----------|---------------|---------------------------------|--------------------------------|
|    | HOSE REEL COMPLETE                       | 106403143 | 1             | •                               | ○                              |
|    | HOSE REEL RETRACTABLE SS W/O HOSE        | 106403168 | 0             | ○                               | ○                              |
|    | HOSE TROLLEY UP TO 50 M 3/8              | 6400170   | 1             | ○                               | ○                              |
|    | HOSEREEL BLUE.PAINT RETRACTAB.W/20M HOSE | 106403131 | 1             |                                 | ○                              |
| <b>Injector and Foam Sprayer</b>  |  |           |               |                                 |                                |
|    | 03 INJECTOR COMPLETE                     | 6401247   | 1             | ○                               | ○                              |
|  | BOTTLE FOR FOAM SPRAYER 2 L              | 106408164 | 1             |                                 | ○                              |
|  | DETERGENT BOTTLE 2.5 L                   | 107141635 | 0             | ○                               | ○                              |
|   | DETERGENT TANK W.SAFETY CAP - 2.5 LTR.   | 106403162 | 2             | ○                               | ○                              |
|   | EXTENSION HOSE 30 CM WITH ERGO COUPLINGS | 301001311 | 1             | ○                               | ○                              |
|   | FOAM INJECTOR AGRRESSIVE LQDS            | 6401245   | 1             | ○                               | ○                              |
|   | FOAM INJECTOR W BYPASS                   | 6401242   | 1             | ○                               | ○                              |
|   | FOAM INJECTOR W BYPASS S. S              | 6401243   | 1             | ○                               | ○                              |














## Heavy duty for intensive use in a wide range of applications










| Accessories   |                                   | Ref. no.  | Min. required | MC 6P-170/1600 FAXT 400/3/50 EU | MC 6P-100/1600 FFA 400/3/50 EU |
|---|-----------------------------------|-----------|---------------|---------------------------------|--------------------------------|
|     | FOAM INJECTOR STANDARD            | 6401244   | 1             | <input type="radio"/>           | <input type="radio"/>          |
|   | FOAM INJECTOR STANDARD P8         | 106402248 | 1             | <input type="radio"/>           | <input type="radio"/>          |
|    | FOAM LANCE COMPLETE L600 MM       | 6404368   | 1             | <input type="radio"/>           | <input type="radio"/>          |
|     | FOAM LANCE COMPLETE L1200 MM      | 6404369   | 1             | <input type="radio"/>           | <input type="radio"/>          |
| <b>Detergent</b>  |                                   |           |               |                                 |                                |
|    | NILFISK-ALTO ALLOSIL 4 X 2.5 L    | 25000202  | 1             | <input type="radio"/>           | <input type="radio"/>          |
|   | NILFISK-ALTO INTENSIVE 4 X 2.5 L  | 25000209  | 1             | <input type="radio"/>           | <input type="radio"/>          |
|  | NILFISK-ALTO J 25 MULTI 4 X 2.5 L | 25000214  | 1             | <input type="radio"/>           | <input type="radio"/>          |
|  | NILFISK-ALTO PROGLOSS 4 X 2.5 L   | 25000212  | 1             | <input type="radio"/>           | <input type="radio"/>          |
|  | NILFISK-ALTO SAPPHIRE 4 X 2.5 L   | 25000206  | 1             | <input type="radio"/>           | <input type="radio"/>          |
|  | NILFISK-ALTO SUPERPLUS 4 X 2.5 L  | 25000204  | 1             | <input type="radio"/>           | <input type="radio"/>          |
|  | NILFISK-ALTO TORNADO 4 X 2.5 L    | 25000210  | 1             | <input type="radio"/>           | <input type="radio"/>          |
|  | NILFISK-ALTO UNIVERSAL 4 X 2.5 L  | 25000213  | 1             | <input type="radio"/>           | <input type="radio"/>          |



## Heavy duty for intensive use in a wide range of applications








| Accessories  |                                       | Ref. no.  | Min. required | MC 6P-170/1600 FAXT 400/3/50 EU | MC 6P-100/1600 FFA 400/3/50 EU |
|--|---------------------------------------|-----------|---------------|---------------------------------|--------------------------------|
|   | NILFISK-ALTO WAXCLEAN 4 X 2.5 L       | 25000211  | 1             | ○                               | ○                              |
|   | QUICKFRESH 4 X 2.5 L                  | 25000208  | 1             | ○                               | ○                              |
| <b>Tornado Nozzle with Indication Ring</b>   |                                       |           |               |                                 |                                |
|    | NOZZLE 0500 INDICATION RING YELLOW    | 101119741 | 0             |                                 |                                |
|    | NOZZLE 0550 INDICATION RING NEONGREEN | 101119743 | 0             |                                 |                                |
|   | NOZZLE 0680 INDICATION RING GREY      | 101119747 | 1             |                                 |                                |
|  | NOZZLE 0700 INDICATION RING ORANGE    | 101119748 | 1             |                                 |                                |
|  | NOZZLE 1300 - INDICATION RING BROWN   | 101119760 | 1             |                                 | ●                              |
|  | NOZZLE PROTECTION F. TORNADOL.        | 106402425 | 1             | ○                               | ○                              |
|  | TORNADO NOZZLE 0475                   | 301150005 | 0             |                                 |                                |
|  | TORNADO NOZZLE 0950 DARK ROSE         | 101117655 | 1             | ●                               |                                |
| <b>Spray Gun</b>   |                                       |           |               |                                 |                                |
|  | ERGO 2000 STANDARD W. HOSE SWIVEL     | 106403122 | 1             | ○                               | ●                              |

Heavy duty for intensive use in a wide range of applications

| Accessories  |  | Ref. no.  | Min. required | MC 6P-170/1600 FAXT 400/3/50 EU | MC 6P-100/1600 FFA 400/3/50 EU |
|--|--|-----------|---------------|---------------------------------|--------------------------------|
|   | REP. KIT SWIVEL JOINT                    | 101119484 | 1             | ○                               | ○                              |
|    | SIDE BAR COMPL.                          | 106402110 | 1             | ○                               | ○                              |
|    | SPRAY HANDLE W. SWIVEL LOCK              | 106402190 | 1             | ●                               | ○                              |
| <b>Short Lance</b>   |  |           |               |                                 |                                |
|   | DOUBLE LANCE W/O NOZZLE 90MM             | 106402150 | 1             | ○                               | ○                              |
|  | SINGLE LANCE W/O NOZZLE 90MM             | 106402151 | 1             | ○                               | ○                              |
| <b>TurboHammer Lance</b>   |  |           |               |                                 |                                |
|  | TURBOHAMMER PLUS 1125 STRAIGHT W11 0550  | 106402292 | 0             |                                 |                                |
|  | TURBOHAMMER PLUS 1125 STRAIGHT W11 0450  | 106402290 | 1             |                                 |                                |
|  | TURBOHAMMER PLUS 1125 STRAIGHT W11 0500  | 106402291 | 1             |                                 |                                |
|  | TURBOHAMMER PLUS 1125 STRAIGHT W11 0700  | 106402294 | 1             |                                 |                                |
|  | TURBOHAMMER PLUS 1130 STR./NOZ. W11 1000 | 106403078 | 1             | ●                               |                                |
|  | TURBOHAMMER PLUS 1130 STRAIGHT W12 0500  | 106403003 | 1             |                                 |                                |
| <b>Tornado Lance</b>   |  |           |               |                                 |                                |
|  | TORNADO PLUS 630 STRAIGHT W/O NOZZLE     | 106403013 | 1             | ○                               | ○                              |
|  | TORNADO PLUS 1000 BEND W/O NOZZLE        | 106403011 | 1             | ○                               | ○                              |
|  | TORNADO PLUS 1120 BEND W/O NOZZLE        | 106403010 | 1             | ●                               | ●                              |
|  | TORNADO PLUS 2080 BEND W/O NOZZLE        | 106403012 | 1             | ○                               | ○                              |






## Heavy duty for intensive use in a wide range of applications

| Accessories   |  | Ref. no.  | Min. required | MC<br>6P-170/1600<br>FAXT 400/3/50<br>EU | MC<br>6P-100/1600<br>FFA 400/3/50<br>EU |
|---|--|-----------|---------------|--|---|
| <b>PowerSpeed Vario Lance</b>   |  |           |               |  |   |
|     | POWERSPEED VARIO PLUS 770 BEND 0500      | 106403023 | 1             |  |   |
|     | POWERSPEED VARIO PLUS 1090 BEND 0500     | 106403093 | 1             |  |   |
|     | POWERSPEED VARIO PLUS 1090 BEND 0680     | 106403096 | 1             |  |   |
|     | POWERSPEED VARIO PLUS 1090 BEND 0950     | 106403110 | 1             | ○  |   |
| <b>Universal Lance</b>  |  |           |               |  |   |
|  | UNIVERSAL PLUS 650 W/O NOZZLE STRAIGHT   | 106403032 | 1             | ○  | ○                                       |
|  | UNIVERSAL PLUS 1080 W/O NOZZ STRAIGHT    | 106403033 | 1             | ○  | ○                                       |
|   | UNIVERSAL PLUS 1560 W/O NOZZLE STRAIGHT  | 106403031 | 1             | ○  | ○                                       |
|   | UNIVERSAL PLUS 2060 W/O NOZZLE STRAIGHT  | 106403030 | 1             | ○  | ○                                       |
|  | UNIVERSAL PLUS LANCE 940 BEND W/O NOZZ   | 106403036 | 1             | ○  | ○                                       |
|  | UNIVERSAL PLUS LANCE 1080 BEND W/O NOZZ  | 106403035 | 1             | ○  | ○                                       |
|  | UNIVERSAL PLUS LANCE 1230 BEND W/O NOZZL | 106403034 | 1             | ○  | ○                                       |
| <b>Other</b>  |  |           |               |  |   |



## Heavy duty for intensive use in a wide range of applications

| Accessories   |  | Ref. no.  | Min. required | MC 6P-170/1600 FAXT 400/3/50 EU | MC 6P-100/1600 FFA 400/3/50 EU |
|---|--|-----------|---------------|---------------------------------|--------------------------------|
|   | CRANE ROUNDSLING 1000KG 50CM             | 106403160 | 1             | ○                               | ○                              |
|   | FRONT WHEEL KIT                          | 106403145 | 1             | ○                               | ○                              |
| <b>High Pressure Hose, DN8</b>  |  |           |               |                                 |                                |
|  | HOSE DN8 1 WIRE 15M W.ERGO FEMALE COUPL. | 301001100 | 0             |                                 |                                |
| <b>Surface Cleaning Rotary</b>  |  |           |               |                                 |                                |
|   | HYDROSCRUB P400 W/O NOZZLES              | 106403157 | 0             | ○                               |                                |
|   | HYDROSCRUB P500M Ø500 W/WHEELS W/O NOZZL | 106403159 | 0             | ○                               | ○                              |
|   | HYDROSCRUB S500 Ø500 W/O NOZZLES         | 106403158 | 0             | ○                               | ○                              |