

Designed for heavy cleaning tasks the SC DUO 6P & 7P models are ideal for use in agriculture with milking sheds, sties, and stables. Food and pharma industry with processing equipment, conveyors, and tanks. Shipping and industry with ship decks, bulkheads, and industrial equipment. Even oil and grease can be removed easily thanks to the hot water inlet. The models offer you the flexibility of being either one user – or two working together. Cleaning efficiency is maximized by a 4-piston long-life motor pump accepting both cold and hot water up to 85°C.



- NA6 and C3 high-quality motor pumps with brass pump heads
- 1450 rpm; 4 full ceramic pistons and double roller bearings
- Working pressure up to 200 bar
- Water flow up to 2x1800 l/h
- 70°–85°C hot water inlet for max. cleaning efficiency
- Innovative hard foam cabinet - approved for the food industry
- Built on powder-coated steel frame
- Foam cabinet also reduces the noise level
- Incl. low pump oil warning lamps, service warning lamp, hour counter, low pump oil safety



Picture shown may not represent model quoted

The performance level of the SC DUO 2-pump cold water high pressure washer range has significantly increased. Thanks to higher working pressure and increased water flow, even large heavy-duty cleaning jobs can be handled with ease. Built for use in excess of 6 hours per day, each model can be customized to meet your exact cleaning needs and ensure a lower Total Cost of Ownership.

• Standard equipment

Included accessories		Ref. no.	Min. required	SC DUO 6P-170/3220 400/3/50 EU	SC DUO 7P-180/2400 400/3/50 EU
<b>Ergo System Coupling and Adapter</b>					
	NIPPLE F/QUICK COUPLING 3/8 SS	1603101	0	•	•
<b>High Pressure Female Coupling</b>					
	QUICK COUPLING 3/4 W/GASKET	1602945	0	•	•

Model	SC DUO 6P-170/3220 400/3/50 EU	SC DUO 7P-180/2400 400/3/50 EU
Ref. no.	107340600	107340620

PRODUCT FEATURES

Hour Meter	•	•
C3 4-ceramic piston pump		•
Pump oil warning system	•	•
Service indicator	•	•
Intelligent pump control system	•	•
Automatic start/stop	•	•






Model	SC DUO 6P-170/3220 400/3/50 EU	SC DUO 7P-180/2400 400/3/50 EU
Ref. no.	107340600	107340620

## PRODUCT FEATURES












NA6 - 4 ceramic piston pump	•	
Pressure activated	•	•
Foam Cabinet, EPP	•	•
Motor on-off lamp	•	•
Service warning lamp	•	•












Technical specifications	SC DUO 6P-170/3220 400/3/50 EU	SC DUO 7P-180/2400 400/3/50 EU
Pump pressure (bar/MPa)	170/17	180/18
Number of pumps	2	2
Cleaning impact (kg/force)	15.8	12.1
Pump (RPM)	1450	1450
Power consumption (kW)	18	16.4
Voltage/phase/frequency/current (V/~/HZ/A)	400/3/50/31	400/3/50/31
Sound level lpa/lwa (dB(A))	93	93
Water flow Qmax/Qiec (l/h)	3220/3000	2400/2240
Nozzle size	.0900	.0640
Max inlet temperature (°C)	80	85
Ceramic pistons	4	4
Length x width x height (MM)	355x860x1000	355x860x1000
Weight (KG)	180	160












● Standard equipment, ○ Supplementary accessories, □ Mountable equipment

Accessories	Ref. no.	Min. required	SC DUO 6P-170/3220 400/3/50 EU	SC DUO 7P-180/2400 400/3/50 EU
<b>High Pressure Female Coupling</b>				
 ADAPTER KEW QUICK COUPLING FEMALE 3/8	66160	0	○	○
 ADAPTER WAP GUN COUPLING FEMALE M21X1.5	66162	0	○	○
 COUPLING GEKA FEMALE - INT THREAD 3/4 IN	1718	0	○	○

























Accessories		Ref. no.	Min. required	SC DUO 6P-170/3220 400/3/50 EU	SC DUO 7P-180/2400 400/3/50 EU
	HOSE NOZZLE 20R3/4	61369	0	○	○
	QUICK COUPLING 3/4 W/GASKET	1602945	0	●	●
<b>Ergo System Coupling and Adapter</b>					
	COUPLING - FEMALE/Q-COUPPL 3/8 INCH	106402075	0	○	○
	ERGO COUPLING KIT	101119496	0	○	○
	HIGH PRESSURE COUPLINGS KIT	101119499	0	○	○
	Nippel F. Q-COUPPL. 3/8 INCH	1600493	0	○	○
	NIPPLE F/QUICK COUPLING 3/8 SS	1603101	0	●	●
	NIPPLE FOR SPRAY LANCE STAN.L	1609325	0	○	○
	PACKING RING 23.8X17.2X2 3/8 INCH St-NBR	1801075	0	○	○
<b>High Pressure Male Coupling</b>					
	ADAPTER KEW QUICK COUPLING MALE 3/8	66159	0	○	○
	ADAPTOR 3/8 INCH MALE FOR HOSE	6401067	0	○	○
	ADAPTOR KEW GUN TO WAP ACCESS.	66161	0	○	○



Accessories		Ref. no.	Min. required	SC DUO 6P-170/3220 400/3/50 EU	SC DUO 7P-180/2400 400/3/50 EU
	GARDENA COUPLING HOSE END 1/2 BULK	1608629	0	○	○
	GEKA COUPLING HOSE END 3/4	1311	0	○	○
	LP NIPPLE F. Q.-COUPLING 3/4IN	1600659	0	○	○
	NITO COUPLING HOSE END 1	1604669	0	○	○
<b>Short Lance</b>					
	DOUBLE LANCE SHORT 1506 100MM	6400067	0		○
	DOUBLE LANCE W/O NOZZLE 90MM	106402150	0	○	○
	SINGLE LANCE W/O NOZZLE 90MM	106402151	0	○	○
<b>High Pressure Hose, DN10</b>					
	2 M 2 WIRE HOSE 3/8 DN10	1402924	0	○	○
	3 M 2 WIRE HOSE 3/8 DN10	1402932	0	○	○
	5 M 2 WIRE HOSE 3/8 DN10	1402940	0	○	○
	25 M 2 WIRE HOSE 3/8 DN10	1402080	0	○	○

Accessories		Ref. no.	Min. required	SC DUO 6P-170/3220 400/3/50 EU	SC DUO 7P-180/2400 400/3/50 EU
	30 M 2 WIRE HOSE 3/8 DN10	1402098	0	○	○
	50 M 2 WIRE HOSE 3/8 DN10	1402759	0	○	○
	HOSE DN10 10 M 2W 3/8X3/8 INCH	6101766	0	○	○
	HP HOSE 3/8INCH 1M DN10. COMPL.	1402916	0	○	○
	HP HOSE DN10 150DEG L15000mm	1402064	0	○	○
	M 20 WIRE HOSE 3/8 DN10	1402072	0	○	○
<b>Non Blacking High Pressure Hose, DN10</b>					
	20 M 2 WIRE HOSE 3/8 FOOD	1401991	0	○	○
	25 M 2 WIRE HOSE 3/8 FOOD	1402007	0	○	○
	30 M 2 WIRE HOSE 3/8 FOOD	1402015	0	○	○
	HOSE DN10 10 M 2W 3/8X3/8 GRAU-FOOD	6101767	0	○	○
	HOSE DN10 15 M 2W 3/8X3/8 GRAY-FOOD	1401983	0	○	○
<b>High Pressure Hose, DN12</b>					























Accessories		Ref. no.	Min. required	SC DUO 6P-170/3220 400/3/50 EU	SC DUO 7P-180/2400 400/3/50 EU
	10 M 2 WIRE HOSE 1/2 DN12	4810219	0	○	○
	15 M 2 WIRE HOSE 1/2 DN12	4810213	0	○	○
	20 M 2 WIRE HOSE 1/2 DN12	4810214	0	○	○
<b>Hose Reel</b>					
	CLEANING TROLLEY SS W/HOSE REEL FOAM IN	6401094	0	○	○
	HOSE REEL KIT	301001310	0	○	○
	HOSE TROLLEY UP TO 50 M 3/8	6400170	0	○	○
	HOSEREEL BLUE.PAINT RETRACTAB.W/20M HOSE	106403131	0	○	○
<b>Spray Gun</b>					
	ERGO 2000 STANDARD W. HOSE SWIVEL	106403122	0	○	○
	ERGO 3000 GUN W.SWIVEL LOCK+VARIO PRESS	106402191	0	○	○
	REP. KIT SWIVEL JOINT	101119484	0	○	○
	SIDE BAR COMPL.	106402110	0	○	○












Accessories		Ref. no.	Min. required	SC DUO 6P-170/3220 400/3/50 EU	SC DUO 7P-180/2400 400/3/50 EU
	SPRAY HANDLE W. SWIVEL LOCK	106402190	0	○	○
<b>Injector and Foam Sprayer</b>					
	03 INJECTOR COMPLETE	6401247	0	○	○
	DETERGENT BOTTLE 2.5 L	107141635	0	○	○
	DETERGENT TANK W.SAFETY CAP - 2.5 LTR.	106403162	0	○	○
	EXTENSION HOSE 30 CM WITH ERGO COUPLINGS	301001311	0	○	○
	FOAM INJECTOR AGRESSIVE LQDS	6401245	0	○	○
	FOAM INJECTOR W BYPASS	6401242	0	○	○
	FOAM INJECTOR W BYPASS S. S	6401243	0	○	○
	FOAM INJECTOR STANDARD	6401244	0	○	○
	FOAM LANCE COMPLETE L600 MM	6404368	0	○	○
	FOAM LANCE COMPLETE L1200 MM	6404369	0	○	○
<b>Tornado Lance</b>					
	TORNADO PLUS 630 STRAIGHT W/O NOZZLE	106403013	0	○	○











Accessories		Ref. no.	Min. required	SC DUO 6P-170/3220 400/3/50 EU	SC DUO 7P-180/2400 400/3/50 EU
	TORNADO PLUS 1000 BEND W/O NOZZLE	106403011	0	○	○
	TORNADO PLUS 1120 BEND W/O NOZZLE	106403010	0	○	○
	TORNADO PLUS 2080 BEND W/O NOZZLE	106403012	0	○	○
<b>Universal Lance</b>					
	UNIVERSAL PLUS 650 W/O NOZZLE STRAIGHT	106403032	0	○	○
	UNIVERSAL PLUS 1080 W/O NOZZ STRAIGHT	106403033	0	○	○
	UNIVERSAL PLUS 1560 W/O NOZZLE STRAIGHT	106403031	0	○	○
	UNIVERSAL PLUS 2060 W/O NOZZLE STRAIGHT	106403030	0	○	○
	UNIVERSAL PLUS LANCE 940 BEND W/O NOZZ	106403036	0	○	○
	UNIVERSAL PLUS LANCE 1080 BEND W/O NOZZ	106403035	0	○	○
	UNIVERSAL PLUS LANCE 1230 BEND W/O NOZZL	106403034	0	○	○
<b>PowerSpeed Vario Lance</b>					
	POWERSPEED VARIO PLUS 1090 BEND 0640	106403095	0		○
<b>FlexoPower Lance</b>					


























Accessories		Ref. no.	Min. required	SC DUO 6P-170/3220 400/3/50 EU	SC DUO 7P-180/2400 400/3/50 EU
	FLEXOPOWER HOUSE F.NZ 1/8 OUTS. THREAD	63251	0	○	○
	FLEXOPOWER PLUS 960 BEND W/O NOZZLE	106402282	0	○	○
	FLEXOPOWER PLUS 990 BEND W/O NOZ.	106402281	0	○	○
<b>Special Lance</b>					
	CURVED LANCE L1090 MM	6402016	0	○	○
	LANCE SINGLE 1500MM W/O NOZZLE	6401193	0	○	○
	UNDER CARRIAGE WASHER 40065	6400036	0	○	○
<b>Brush Rotary</b>					
	ROTARY BRUSH 065 L1700 MM	6400016	0		○
<b>TurboHammer Nozzle</b>					
	TURBOHAMMER NOZZLE W11 060	48982	0		○
	TURBOHAMMER NOZZLE W11 070	48981	0		○
<b>Standard Nozzle 0° 1/8" NPT</b>					
	HP NOZZLE 25065 1/8 INCH NPT	7815	0		○






Accessories		Ref. no.	Min. required	SC DUO 6P-170/3220 400/3/50 EU	SC DUO 7P-180/2400 400/3/50 EU
	HP-NOZZLE 0060 1/8	7819	0		○
<b>Standard Nozzle 15° 1/8" NPT</b>					
	HP NOZZLE 15060 1/8	7811	0		○
<b>Standard Nozzle 25° 1/8" NPT</b>					
	HP NOZZLE 25060 1/8 INCH NPT	2506	0		○
<b>Standard Nozzle 50° 1/8" NPT</b>					
	HP NOZZLE 50060 1/8 INCH NPT	5006	0		○
	HP NOZZLE 50070 1/8	5007	0		○
	HP NOZZLE 50080 1/8	5008	0		○
<b>Tornado Nozzle with Indication Ring</b>					
	NOZZLE 0640 INDICATION RING GREEN	101119745	0		○
	NOZZLE 0650 INDICATION RING LIGHT GREEN	101119746	0		○
	NOZZLE 0680 INDICATION RING GREY	101119747	0		○
	NOZZLE 0700 INDICATION RING ORANGE	101119748	0		○

Accessories		Ref. no.	Min. required	SC DUO 6P-170/3220 400/3/50 EU	SC DUO 7P-180/2400 400/3/50 EU
	NOZZLE 0850 INDICATION RING WHITE	101119751	0	○	
	NOZZLE 1000 INDICATION RING GRAPHITE	101119754	0	○	
	NOZZLE + INDICATION RING 0600	101119744	0		○
	NOZZLE PROTECTION F. TORNADOL.	106402425	0	○	○
<b>Special Nozzle</b>					
	CONTAINER CLEANING NOZZLE	15861	0	○	○
	NOZZLE FOR LONG LANCEJET 6-7 M	2802696	0		
	NOZZLE PROTECTION CAP PA	18430	0	○	○
	VARIO-NOZZLE CASING 1/8	5888	0	○	○
<b>Filter Pressure Washer</b>					
	CARTRIDGE FILTER REPLACEM. 50 uM	1104041	0	○	○
	FILTER - WATER/SAND. SS	4601431	0	○	○
	FILTER CARTRIDGE 1 1/2	4602439	0	○	○
	SAND FILTER 50MICRON UNIVERSAL	1604461	0	○	○

Accessories		Ref. no.	Min. required	SC DUO 6P-170/3220 400/3/50 EU	SC DUO 7P-180/2400 400/3/50 EU
<b>Brush Washing</b>					
	BRUSH INSERT	10356	0	○	○
	WASH BRUSH - ERGO - UNIVERSAL LANCE	14202	0	○	○
	WASH BRUSH L1550 MM	6400088	0	○	○
	WASH BRUSH L2350 MM	6400087	0	○	○
<b>Drain and Pipe Cleaning</b>					
	DRAIN CLEANER 06 20M HOSE	6401268	0		
	PIPE CLEANING HOSE 4X10M	301002490	0		
	PIPE CLEANING HOSE 4X20M	301002491	0		
	PIPE CLEANING HOSEØ4MMX1	46920	0		
	PIPE CLEANING NOZZLE 1/8INC IG DN4	46921	0		
<b>Abrasive Blasting</b>					
	ARMEX-POWDER	5218617	0	○	○
	BORONCARBIDE FLAT NOZZLE VSB	6400379	0	○	○
	LANCE WITH RUBBER FLAT NOZZLE 06	6401365	0	○	

Accessories		Ref. no.	Min. required	SC DUO 6P-170/3220 400/3/50 EU	SC DUO 7P-180/2400 400/3/50 EU
	NOZZLE FOR WSB - FLAT RUBBER 10 PC.	6402317	0	○	○
	SAND PLUGGER AND HOSE VSB	6400375	0	○	○
	SUPER BLAST 25KG	8379	0	○	○
<b>Detergent</b>					
	ALTO ACIDO 10 L	81204	0	○	○
	ALTO ACIDO 25 L	81205	0	○	○
	ALTO ACTIVE ACID 25 L	81224	0	○	○
	ALTO ACTIVE FOAM 25 L	81217	0	○	○
	ALTO ACTIVE WAX 10 L	81177	0	○	○
	ALTO ALKAFOAM 25 L	81231	0	○	○
	ALTO ALLOSIL 10 L	81237	0	○	○
	ALTO ALLOSIL 25 L	81209	0	○	○
	ALTO ANTI-STONE 25 L	81235	0	○	○

Accessories		Ref. no.	Min. required	SC DUO 6P-170/3220 400/3/50 EU	SC DUO 7P-180/2400 400/3/50 EU
	ALTO COMBI ACTIVE 10L	81172	0	○	○
	ALTO INTENSIVE 10 L	81137	0	○	○
	ALTO J 25 MULTI 10 L	80923	0	○	○
	ALTO PHOSPHATE 25 L	81232	0	○	○
	ALTO RIMTOP 10 L	80935	0	○	○
	ALTO SAPPHIRE 10 L	81180	0	○	○
	ALTO SPOT-EX 10 L	81207	0	○	○
	ALTO SUPERPLUS 10 L	81170	0	○	○
	ALTO TOPWASH 10 L	80937	0	○	○
	ALTO TORNADO 10 L	80940	0	○	○
	ALTO TORNADO 25 L	81230	0	○	○
	ALTO UNIKAL PLUS 25 L	81234	0	○	○

Accessories		Ref. no.	Min. required	SC DUO 6P-170/3220 400/3/50 EU	SC DUO 7P-180/2400 400/3/50 EU
	ALTO UNIKALPLUS 10 L	81173	0	○	○
	ALTO UNIVERSAL 10 L	80930	0	○	○
	AUTO ACTIVE 10 L	81136	0	○	○
	INTENSIVE 25 L	81227	0	○	○
<b>Surface Cleaning Rotary</b>					
	HYDROSCRUB P500M Ø500 W/WHEELS W/O NOZZL	106403159	0	○	○
	HYDROSCRUB S500 Ø500 W/O NOZZLES	106403158	0	○	○
<b>Option</b>					
	ACCESSORY LOW WATER SECURITY	107371024	0	○	○
	ACCESSORY PRESSURE RELIEF	107371028	0	○	○
	ACCESSORY REMOTE CONTROL 6 FUNCTIONS	107371026	0	○	○
	ACCESSORY STORAGE KIT	107371029	0	○	○
	ACCESSORY WATER BREAK TANK 40 L/MIN	107371020	0	○	○
	ACCESSORY WATER INLET SECURITY	107371023	0	○	○
<b>Hose and Connection</b>					
	COUPLING GEKA FEMALE INT.THREAD 1 INCH	1719	0	○	○
	WATER INLET HOSE 3/4 P/	6465	0	○	○